

+8,5%

price increase as of
1st January 2020

3,9 % price increase as of
1st January 2019
+ 4,4 % price increase as of
1st January 2020

on B20 design
radiators Prices +
Technology I/2018

(+ 9,5 % price increase on accessories
4,9 % price increase as of
1st January 2019
4,4 % price increase as of
1st January 2020)



Prices + Technology I/2018 | Price basis 01.02.2018

Kermi B20 design radiators



I like it cosy. Kermi.

Non-binding price recommendation without VAT. Technical specifications subject to change. We assume no liability for mistakes or printing errors. Product images show sample versions; accessories depicted are not included in the scope of delivery. Colour variations between printed and original colours are unavoidable for technical reasons. The General Terms and Conditions of Businesses of Kermi GmbH apply. Kermi is a registered trademark.

© by Kermi GmbH, Pankofen-Bahnhof 1, 94447 Plattling, Germany

This document, including all of its parts, is protected by copyright. Without prior consent of the copyright holder, any exploitation outside the narrow confines of copyright law is prohibited and liable to prosecution. This includes reproductions, translations, microfilming, storage, and processing in electronic systems.

Status July 2018

Prices + Technology I/2018 | Price basis 01.02.2018

Kermi B20 design radiators

I like it cosy. Kermi.	2
Everything for healthy thermal comfort	4
Being comfortable – from a single source	6

Prices – B20 design radiators

B20-S straight	10
B20-S M straight	18
B20-S E straight	26
B20-R curved	32
B20-R M curved	40
B20-R E curved	48

Accessories – B20 design radiators

B20-S, B20-S M, B20-S E, B20-R, B20-R M, B20-R E	54
--	----

I like it cosy. Kermi.

At home within your own four walls. This is precisely where we yearn to be comfortable, in familiar surroundings, feeling safe and secure. The thermal comfort being right makes a significant contribution towards us experiencing our home in this way, allowing us to relax and have a rest.

What makes the right thermal comfort? How do you measure being comfortable? At Kermi, we have been working on this for decades now. It all started with radiators and surface heating. Today, our focus is on creating an optimal temperature in the rooms we work and live in. We provide a feeling of relaxing comfort and security throughout the year with integral solutions for optimal warmth and thermal comfort in both new-builds and also in renovated old buildings.


Healthy thermal comfort affects many aspects of life. Feeling good is what we experience. Future-proof and sustainable products made by Kermi give you the security of knowing that you have made a good decision for the environment as well. The "Kermi system x-optimised" provides optimal energy efficiency thanks to sophisticated interaction between all elements. All the while giving you a reliable high


quality standard of Kermi components and systems. It is seamlessly realised from product development through production to final inspection. On top of that, the working cooperation with our specialist partners, pre-sales and after-sales service, and the large number of additional services we offer give you a good feeling about it all.

With highly innovative solutions, Kermi ensures there is healthy and green feel-good warmth combined with fresh, clean air making you feel comfortable throughout the house. To ensure you feel good at home!

For nearly six decades now, Kermi has been developing and producing thermal comfort and shower design products at their headquarters in Lower Bavaria. Today, Kermi is among the leading manufacturers in Europe in these areas. As a pioneer when it comes to economy and ecology, Kermi keeps setting standards in technology, design, and efficiency with its around 1300 qualified employees.

You can find out more about Kermi and our locations at www.kermi.com.





The ultimate feel-good factor.
With maximum energy efficiency.
How about that?



You can rely on this



RAL quality mark as a guarantee for the highest quality



Heat output according to European standard DIN EN 442



Certified management system according to ISO 9001/140001/50001



All products are manufactured to the highest quality standards according to EN 442



Comprehensive product data for the BIM planning process

Everything for healthy thermal comfort

Sustainably generating heat. Storing heat energy in the long term. Selectively controlling heat. Efficiently transferring heat. And ventilating your living space in a controlled manner. This is the innovative and integral approach of the “Kermi system x-optimised”.

A system for the future

Comfortable warmth and controlled ventilation are what affect your well-being in your work and living space. Heating and ventilation are mutually dependent. The trailblazing “Kermi system x-optimised” offers a range of advantages for future-proof heating and ventilation technology.

A systemic approach is paramount, the heart of which is modern management of energy and comfort levels. It optimises the interfaces, minimises energy losses between system components and improves the energy efficiency by miles. The innovative x-buffer layered buffer storage is optimally coordinated with the operating mode and efficiency of the x-change heat pump. Heat transfer has its clearly defined place within the system. The living room ventilation ensures that there is dust and pollen-free fresh air which ensure the best air quality in the room.


And the systemic approach goes even further. Components which fit together and are perfectly tailored to each other mean greater security. Kermi’s unique Plug & Heat principle unites the parts of the installation which belong together. The intuitive operation of the system makes it easy to optimally control it in daily use.

Improving energy efficiency

The energy efficiency of the entire system is the result of the x-fold optimised components and their perfect interaction. Each component is designed to be highly efficient in its own right. The x-fold optimisation between individual components considerably increases the efficiency of the whole system even further. Having all system components from a single source means that you get additional quality and planning security.

All parts of the “Kermi system x-optimised” have been developed by Kermi or under Kermi’s direction, using state-of-the-art technology, and have been subjected to strenuous testing. This is why “x-optimised” is an x-fold promise for x-fold performance.

The “Kermi system x-optimised” controls the interaction of the areas with attention to detail and demand:



Being comfortable— from a single source

The whole is more than the sum of its individual parts. Particularly if every part is powerful, works reliably, is of high quality and meets modern design requirements. Nothing less will do as far as we at Kermi are concerned.

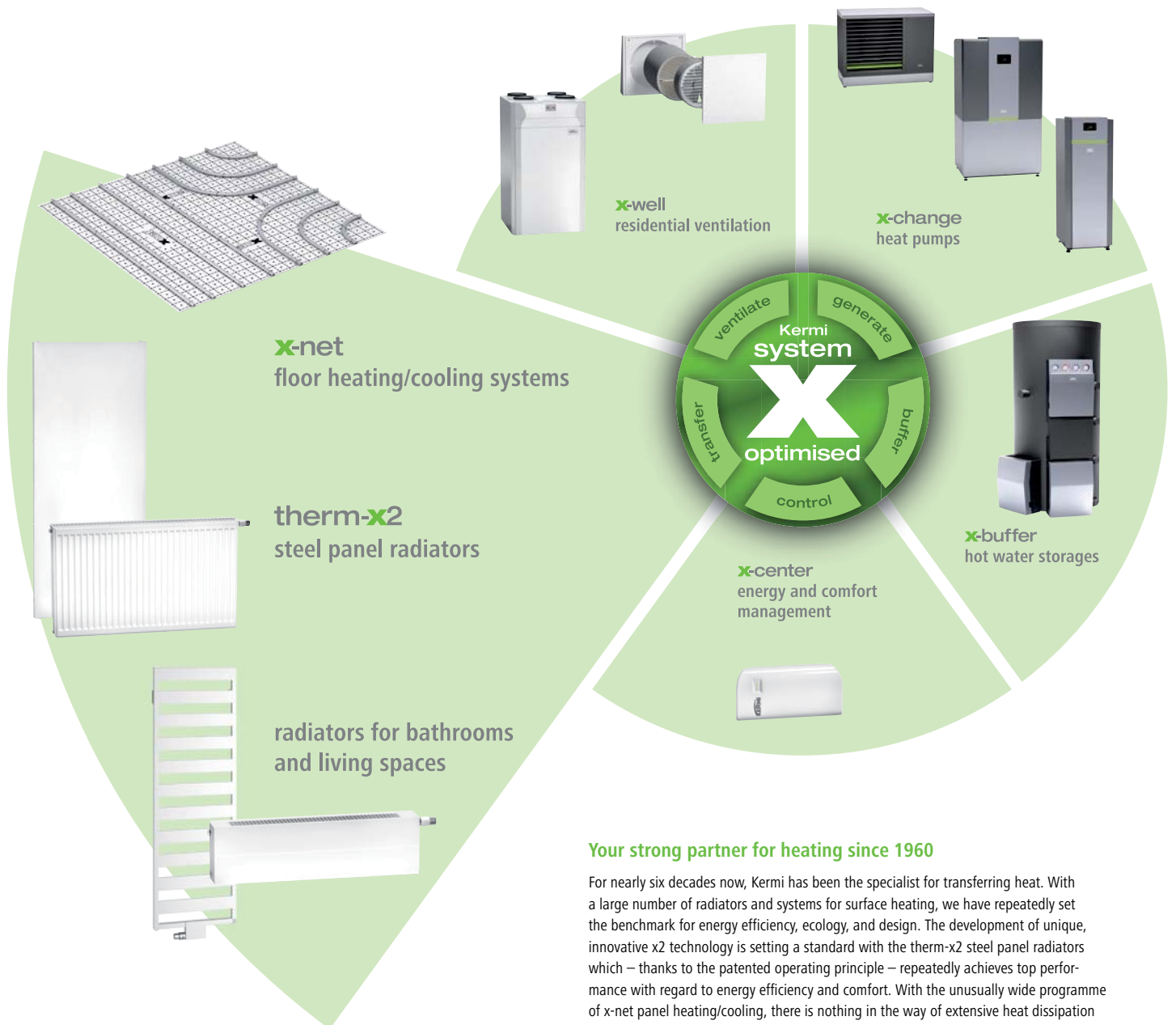
Integrated solutions from the heating specialist

Every building has different framework conditions and requirements. With Kermi you have a competent partner for optimal heating and thermal comfort by your side in residential construction. With integrated solutions from a single source, not only are efficiency and energy savings guaranteed, but also a feeling of homeliness and comfort. Even with complicated structural conditions in an existing building, heating and thermal comfort systems made by Kermi provide a significant advantage. This is because the components are also highly efficient and innovative during energy-efficient refurbishing of existing buildings.

Functionality combined with attractive design

Functionality and design have always belonged together at Kermi. In every product we develop we work towards combining both aspects at a high level. Prizes and awards for innovative technological solutions and product design are the result. This means you can rely on the quality, functionality, and design of Kermi's brand products and systems.





Your strong partner for heating since 1960

For nearly six decades now, Kermi has been the specialist for transferring heat. With a large number of radiators and systems for surface heating, we have repeatedly set the benchmark for energy efficiency, ecology, and design. The development of unique, innovative x2 technology is setting a standard with the therm-x2 steel panel radiators which – thanks to the patented operating principle – repeatedly achieves top performance with regard to energy efficiency and comfort. With the unusually wide programme of x-net panel heating/cooling, there is nothing in the way of extensive heat dissipation with a high proportion of radiant heat.



There is a wide range of bathroom and living room radiators to choose from. Convectors are high powered specialists for rooms with large window areas where they quickly provide cosy warmth. Heating panels score well with the high proportion of cosy radiant heat they produce. The aesthetic design of Kermi Decor round pipe radiators offers completely new options when designing your living space. And the customised styling and first-class workmanship make Kermi design radiators value-added design elements in bathrooms and living spaces. The designs beautifully complement modern architecture. Numerous models have won prestigious design awards.

Slender heating – comfortable, economical





B20-S / -S M B20-R / -R M


- Classic straight design or gently curved
- Elegant D-pipe profiles and delicate transverse pipes
- Version for electric additional heating
- B20-S E and B20-R E for all-electric operation
- Also available in chrome




B20-S
Compact radiator
page 10




B20-S M
Compact radiator
page 18




B20-S E
All-electric radiator
page 26



B20-R
Compact radiator
page 32



B20-R M
Compact radiator
page 40



B20-R E
All-electric radiator
page 48

B20-S straight



Product benefits

- Compact radiator for hot water operation
- Connections from bottom, hub distance depends on length
- Additional electric operation possible, heating rod cannot be retrofitted
- Available in chrome

Please note: Chrome version not suitable for rooms with aggressive / damp atmosphere. This does not apply for kitchens, bathrooms, etc., as well as areas beyond the spray-zone of shower enclosures, toilets, etc. Please note that the surface temperature of chrome-plated radiators feels much higher than that of painted radiators

- Anti-corrosion coating available




Scope of delivery

- Fixing set included, satisfies requirement classes I and II of guideline VDI 6036. Requirement class III possible on request. Wall-building material needs to be tested on site for sufficient loading capacity. All visible fixing parts in radiator colour



Extensive quality features far in excess of the standard.

 Prices and heat output									EUR excl. VAT I/2018
Painted radiator									Price 1 Radiator in standard colour, white (RAL 9016)
Height mm	Length mm	Depth mm	Radiator exponent n	Heat output in watts			Product code		
				E-set Corresponding wattage	75/65-20 °C	70/55-20 °C 55/45-20 °C	70/55-24 °C 55/45-24 °C		
764	390	32	1.2000	300	284	232 153	205 128	LS010080040 2 XXX	200.00
764	440	32	1.2011	300	315	257 169	228 142	LS010080045 2 XXX	202.00
764	490	32	1.2022	400	345	281 185	249 155	LS010080050 2 XXX	204.00
764	540	32	1.2032	400	375	306 201	271 169	LS010080055 2 XXX	205.00
764	590	32	1.2043	400	405	330 217	292 182	LS010080060 2 XXX	207.00
764	740	32	1.2054	400	492	401 264	355 221	LS010080075 2 XXX	233.00
764	890	32	1.2109	600	577	470 309	416 258	LS010080090 2 XXX	240.00
1174	390	32	1.2533	400	422	341 221	301 184	LS010120040 2 XXX	242.00
1174	440	32	1.2506	400	469	379 246	334 205	LS010120045 2 XXX	245.00
1174	490	32	1.2479	600	514	416 270	367 225	LS010120050 2 XXX	242.00
1174	540	32	1.2451	600	559	453 294	399 245	LS010120055 2 XXX	241.00
1174	590	32	1.2424	600	603	488 317	431 265	LS010120060 2 XXX	240.00
1174	740	32	1.2397	800	733	594 386	524 322	LS010120075 2 XXX	259.00
1174	890	32	1.2260	800	859	698 456	616 381	LS010120090 2 XXX	296.00
1502	390	32	1.2522	600	544	440 285	388 237	LS010150040 2 XXX	285.00
1502	440	32	1.2519	600	604	488 316	430 263	LS010150045 2 XXX	275.00
1502	490	32	1.2516	600	663	536 347	472 289	LS010150050 2 XXX	281.00
1502	540	32	1.2513	800	721	583 378	514 314	LS010150055 2 XXX	284.00
1502	590	32	1.2509	800	778	629 408	554 339	LS010150060 2 XXX	286.00
1502	740	32	1.2506	800	945	764 495	673 412	LS010150075 2 XXX	305.00
1502	890	32	1.2491	1200	1108	896 581	790 484	LS010150090 2 XXX	346.00
1789	390	32	1.2414	600	662	536 349	473 291	LS010180040 2 XXX	326.00
1789	440	32	1.2415	800	734	595 386	524 322	LS010180045 2 XXX	306.00
1789	490	32	1.2416	800	806	653 424	576 354	LS010180050 2 XXX	310.00
1789	540	32	1.2417	800	876	710 461	626 385	LS010180055 2 XXX	313.00
1789	590	32	1.2418	800	945	765 497	675 415	LS010180060 2 XXX	315.00
1789	740	32	1.2419	1200	1149	931 605	821 504	LS010180075 2 XXX	348.00
1789	890	32	1.2425	1500	1346	1090 708	961 591	LS010180090 2 XXX	395.00


■ Anti-corrosion coating
(RAL 9016): + 40 % on price 1



For additional electric operation, please order the appropriate electrical set for B20-S on page 16

B20-S straight

Pricing information – Hot water operation

 Prices and heat output									
Radiator in chrome									EUR excl. VAT I/2018
Height mm	Length mm	Depth mm	Radiator exponent n	Heat output in watts				Product code	Price 2
				E-set Corresponding wattage	75/65-20 °C	70/55-20 °C 55/45-20 °C	70/55-24 °C 55/45-24 °C		
764	390	32	1.2459	150	182	147 96	130 80	LS010080040 Z XXX	559.00
764	440	32	1.2443	150	204	165 107	146 89	LS010080045 Z XXX	575.00
764	490	32	1.2427	150	225	182 118	161 99	LS010080050 Z XXX	592.00
764	540	32	1.2411	150	246	199 130	176 108	LS010080055 Z XXX	607.00
764	590	32	1.2395	150	268	217 141	192 118	LS010080060 Z XXX	625.00
764	740	32	1.2346	150	332	269 175	238 146	LS010080075 Z XXX	794.00
764	890	32	1.2298	300	394	320 209	282 174	LS010080090 Z XXX	814.00
1174	390	32	1.2539	150	281	227 147	200 122	LS010120040 Z XXX	664.00
1174	440	32	1.2511	150	315	255 165	224 137	LS010120045 Z XXX	688.00
1174	490	32	1.2482	150	348	282 183	248 152	LS010120050 Z XXX	711.00
1174	540	32	1.2454	300	382	309 201	273 167	LS010120055 Z XXX	735.00
1174	590	32	1.2425	300	415	336 218	296 182	LS010120060 Z XXX	765.00
1174	740	32	1.2340	400	514	417 272	368 227	LS010120075 Z XXX	957.00
1174	890	32	1.2255	400	611	496 324	438 271	LS010120090 Z XXX	980.00
1502	390	32	1.2634	300	367	296 191	261 159	LS010150040 Z XXX	810.00
1502	440	32	1.2604	300	411	332 214	292 178	LS010150045 Z XXX	840.00
1502	490	32	1.2573	300	455	368 238	324 198	LS010150050 Z XXX	871.00
1502	540	32	1.2543	400	497	402 260	354 216	LS010150055 Z XXX	901.00
1502	590	32	1.2512	400	540	437 283	385 236	LS010150060 Z XXX	936.00
1502	740	32	1.2421	400	666	539 350	476 292	LS010150075 Z XXX	1247.00
1502	890	32	1.2330	600	791	642 418	566 349	LS010150090 Z XXX	1273.00
1789	390	32	1.2707	300	443	357 230	314 191	LS010180040 Z XXX	951.00
1789	440	32	1.2675	400	495	399 257	351 214	LS010180045 Z XXX	991.00
1789	490	32	1.2643	400	547	441 285	388 237	LS010180050 Z XXX	1029.00
1789	540	32	1.2611	400	598	483 312	425 259	LS010180055 Z XXX	1066.00
1789	590	32	1.2579	400	649	524 339	462 282	LS010180060 Z XXX	1104.00
1789	740	32	1.2484	600	801	648 420	571 350	LS010180075 Z XXX	1515.00
1789	890	32	1.2388	800	949	769 500	678 417	LS010180090 Z XXX	1542.00

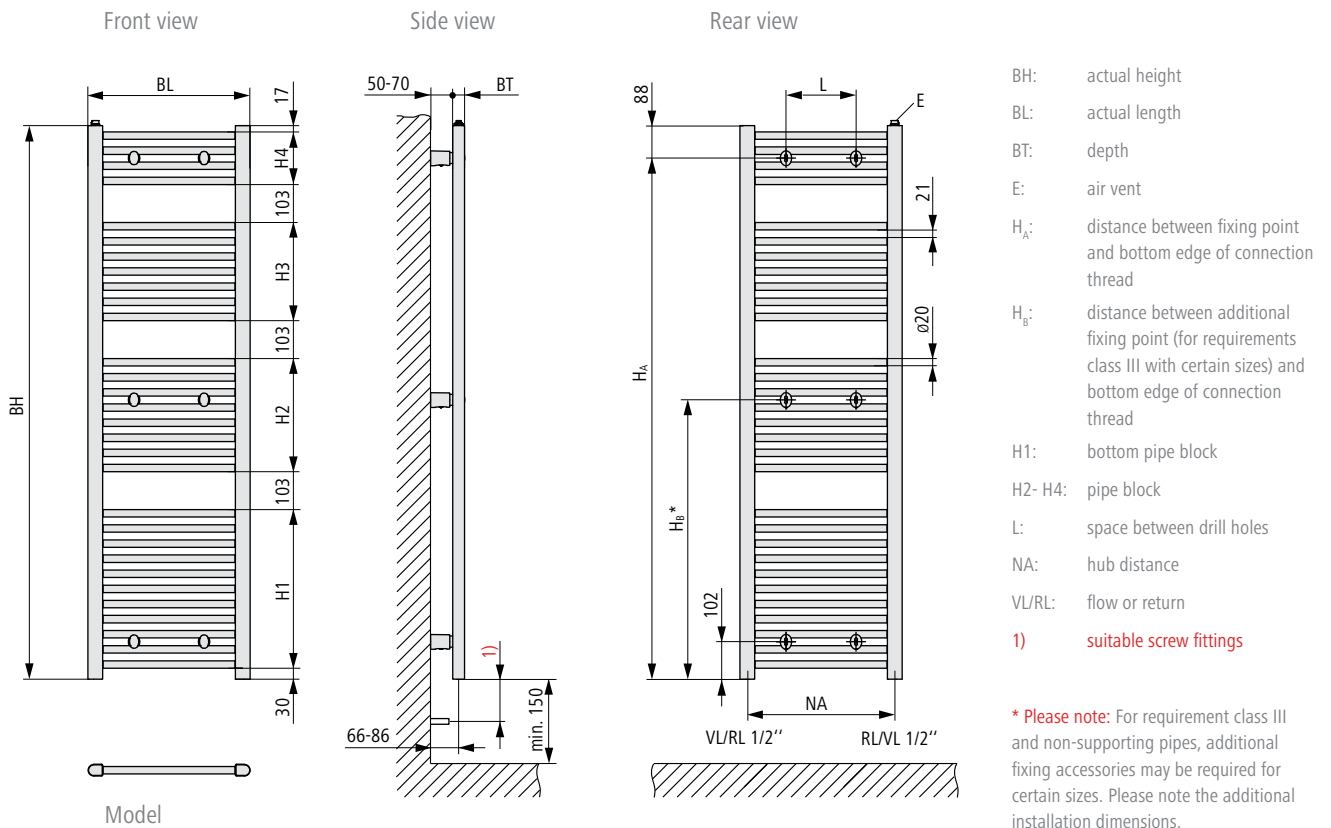


For additional electric operation, please order the appropriate electrical set for B20-S on page 16

B20-S straight

Technical information – Hot water operation

Dimensions B20-S



Distance from bottom edge of radiator to floor min. 150 mm.
The position of the radiator should be adapted to the individual room setting according to what looks best.



BH mm	BL mm	BT mm	H _A mm	H _B mm	L mm	H1 mm	H2 mm	H3 mm	H4 mm	NA mm	Weight kg	Water content l
764	390	32	676	–	190	471	143	–	–	350	2,7	4,9
764	440	32	676	–	240	471	143	–	–	400	2,9	5,3
764	490	32	676	–	290	471	143	–	–	450	3,1	5,7
764	540	32	676	–	340	471	143	–	–	500	3,3	6,0
764	590	32	676	–	390	471	143	–	–	550	3,5	6,4
764	740	32	676	389	540	471	143	–	–	700	4,2	7,6
764	890	32	676	389	690	471	143	–	–	850	4,8	8,7
1174	390	32	1086	–	190	430	348	143	–	350	4,2	7,4
1174	440	32	1086	–	240	430	348	143	–	400	4,5	8,0
1174	490	32	1086	–	290	430	348	143	–	450	4,8	8,5
1174	540	32	1086	–	340	430	348	143	–	500	5,1	9,1
1174	590	32	1086	–	390	430	348	143	–	550	5,4	9,6
1174	740	32	1086	635	540	430	348	143	–	700	6,4	11,3
1174	890	32	1086	635	690	430	348	143	–	850	7,3	13,0
1502	390	32	1414	–	190	430	307	266	143	350	5,3	9,3
1502	440	32	1414	–	240	430	307	266	143	400	5,7	10,0
1502	490	32	1414	–	290	430	307	266	143	450	6,1	10,7
1502	540	32	1414	–	340	430	307	266	143	500	6,5	11,4
1502	590	32	1414	–	390	430	307	266	143	550	6,9	12,1
1502	740	32	1414	758	540	430	307	266	143	700	8,1	14,2
1502	890	32	1414	758	690	430	307	266	143	850	9,3	16,3
1789	390	32	1701	–	190	389	348	348	348	350	6,4	11,3
1789	440	32	1701	–	240	389	348	348	348	400	6,9	12,2
1789	490	32	1701	–	290	389	348	348	348	450	7,4	13,0
1789	540	32	1701	–	340	389	348	348	348	500	7,9	13,9
1789	590	32	1701	–	390	389	348	348	348	550	8,4	14,8
1789	740	32	1701	799	540	389	348	348	348	700	9,8	17,4
1789	890	32	1701	799	690	389	348	348	348	850	11,3	20,0

- Connections: 2 x G 1/2" downwards, hub distance depends on length, flow available on the left or right
Suitable for one-pipe system.
- Air vent: G 1/2" upwards, on the left
- Operating pressure: max. 10 bar
- Test pressure: 13 bar






- Operating conditions: Hot water up to 110 °C, additional electric operation possible (max. flow temperature 80 °C). Electric heating rod cannot be retro-fitted, as the required T-piece will change the connection position.

B20-S straight

Information – Additional electric operation

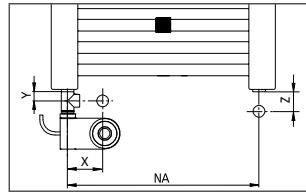
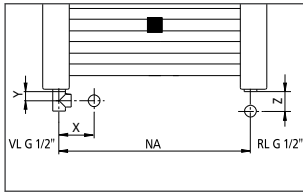


Prices and electrical set wattage rating (additional electric operation)

Description	Wattage rating	Supply unit	Product code white	EUR excl. VAT I/2018	Product code titanium / chrome silver	EUR excl. VAT I/2018
 <p>Electric heating rod in white</p> <p>Due to legal requirements regarding electrical safety and energy consumption, an additional control device needs to be provided on site.</p>	150 watts / AC 230 V	1 piece	ZE0066 0031	181.20		
	300 watts / AC 230 V	1 piece	ZE0066 0001	185.10		
	400 watts / AC 230 V	1 piece	ZE0066 0002	188.29		
	600 watts / AC 230 V	1 piece	ZE0066 0003	191.47		
	800 watts / AC 230 V	1 piece	ZE0066 0004	204.23		
	1200 watts / AC 230 V	1 piece	ZE0066 0005	223.39		
	1500 watts / AC 230 V	1 piece	ZE0066 0032	230.53		
 <p>Electrical set FKS in white or chrome silver</p> <p>The electrical set FKS comprising an electronically controlled heating rod, incl. controller (protection type IPX4) mounted on the radiator. The controller can be modified to be installed either on the right or left side of the radiator.</p>	150 watts / AC 230 V	1 piece	ZE0103 0001	245.00	ZE0103 0078	357.00
	300 watts / AC 230 V	1 piece	ZE0103 0002	250.00	ZE0103 0079	362.00
	400 watts / AC 230 V	1 piece	ZE0103 0003	255.00	ZE0103 0080	367.00
	600 watts / AC 230 V	1 piece	ZE0103 0004	261.00	ZE0103 0081	373.00
	800 watts / AC 230 V	1 piece	ZE0103 0005	269.00	ZE0103 0082	381.00
	1200 watts / AC 230 V	1 piece	ZE0103 0006	274.00	ZE0103 0083	386.00
	1500 watts / AC 230 V	1 piece	ZE0103 0007	279.00	ZE0103 0084	391.00
 <p>Electrical set WKS in white or titanium</p> <p>The electrical set WKS comprising a wall outlet (protection type IPX4), an electronically controlled heating rod, and the standard controller.</p>	150 watts / AC 230 V	1 piece	ZE0100 0001	245.00	ZE0100 0036	301.00
	300 watts / AC 230 V	1 piece	ZE0100 0002	250.00	ZE0100 0037	306.00
	400 watts / AC 230 V	1 piece	ZE0100 0003	255.00	ZE0100 0038	311.00
	600 watts / AC 230 V	1 piece	ZE0100 0004	261.00	ZE0100 0039	317.00
	800 watts / AC 230 V	1 piece	ZE0100 0005	269.00	ZE0100 0040	325.00
	1200 watts / AC 230 V	1 piece	ZE0100 0006	274.00	ZE0100 0041	330.00
	1500 watts / AC 230 V	1 piece	ZE0100 0007	279.00	ZE0100 0042	335.00
 <p>Electrical set WFS in white or titanium</p> <p>The electrical set WFS comprising a wall outlet (protection type IPX4), incl. radio receiver, an electronically controlled heating rod, and the radio standard controller.</p>	150 watts / AC 230 V	1 piece	ZE0101 0001	357.00	ZE0101 0036	413.00
	300 watts / AC 230 V	1 piece	ZE0101 0002	362.00	ZE0101 0037	418.00
	400 watts / AC 230 V	1 piece	ZE0101 0003	367.00	ZE0101 0038	423.00
	600 watts / AC 230 V	1 piece	ZE0101 0004	372.00	ZE0101 0039	428.00
	800 watts / AC 230 V	1 piece	ZE0101 0005	378.00	ZE0101 0040	434.00
	1200 watts / AC 230 V	1 piece	ZE0101 0006	386.00	ZE0101 0041	442.00
	1500 watts / AC 230 V	1 piece	ZE0101 0007	391.00	ZE0101 0042	447.00
 <p>Electrical set WFC in white or titanium</p> <p>The electrical set WFC comprising a wall outlet (protection type IPX4), incl. radio receiver, an electronically controlled heating rod, and the radio comfort controller.</p>	150 watts / AC 230 V	1 piece	ZE0102 0001	480.00	ZE0102 0036	536.00
	300 watts / AC 230 V	1 piece	ZE0102 0002	485.00	ZE0102 0037	541.00
	400 watts / AC 230 V	1 piece	ZE0102 0003	490.00	ZE0102 0038	546.00
	600 watts / AC 230 V	1 piece	ZE0102 0004	495.00	ZE0102 0039	551.00
	800 watts / AC 230 V	1 piece	ZE0102 0005	501.00	ZE0102 0040	557.00
	1200 watts / AC 230 V	1 piece	ZE0102 0006	508.00	ZE0102 0041	564.00
	1500 watts / AC 230 V	1 piece	ZE0102 0007	513.00	ZE0102 0042	569.00

For additional electric operation, please order the appropriate electrical set for B20-S. To match the various heating rod outputs to the radiator sizes, see the table "Heat output – Electrical set", page 11 - 12.

B20-S connection with additional electric operation



For the installation of an electric heating rod in the heating flow or return, a T-piece is mandatory (connections 2 x G 1/2" internal thread, 1 x G 1/2" external thread). This changes the position of the pipes in relation to the radiator horizontally (dimension X) and vertically (dimension Y) – depending on the angle valve and T-piece used. When the T-piece ZT00560001 is used, Y = 19 mm. When the angle valve available as an accessory is used (connection on the left: ZV00300003, connection on the right: ZV00300004), Z = 60 mm. For this reason, upgrade of an electric heating rod is not possible after the radiator has already been installed.

Please note:

From a visual perspective, we recommend installation of the empty socket in the direct vicinity of the radiator.



B20-S M straight



Product benefits

- Compact radiator for hot water operation
- 50 mm centre connection downwards or side connections downwards, hub distance depends on length
- Additional electric operation possible, heating rod may be retrofitted with centre connection, cannot be retrofitted with side connection
- Available in chrome

Please note: Chrome version not suitable for rooms with aggressive / damp atmosphere. This does not apply for kitchens, bathrooms, etc., as well as areas beyond the spray-zone of shower enclosures, toilets, etc. Please note that the surface temperature of chrome-plated radiators feels much higher than that of painted radiators

- Anti-corrosion coating available.




Scope of delivery

- Fixing set included, satisfies requirement classes I and II of guideline VDI 6036. Requirement class III possible on request. Wall-building material needs to be tested on site for sufficient loading capacity. All visible fixing parts in radiator colour



Extensive quality features far in excess of the standard.

 Prices and heat output									
Painted radiator									EUR excl. VAT I/2018
Height mm	Length mm	Depth mm	Radiator exponent n	Heat output in watts			Product code	Price 1	
				E-set Corresponding wattage	75/65-20 °C	70/55-20 °C 55/45-20 °C			70/55-24 °C 55/45-24 °C
									Radiator in standard colour, white (RAL 9016)
764	390	32	1.2000	300	284	232 153	205 128	LS01M080040 2 XXX	221.00
764	440	32	1.2011	300	315	257 169	228 142	LS01M080045 2 XXX	224.00
764	490	32	1.2022	400	345	281 185	249 155	LS01M080050 2 XXX	226.00
764	540	32	1.2032	400	375	306 201	271 169	LS01M080055 2 XXX	227.00
764	590	32	1.2043	400	405	330 217	292 182	LS01M080060 2 XXX	229.00
764	740	32	1.2054	400	492	401 264	355 221	LS01M080075 2 XXX	256.00
764	890	32	1.2109	600	577	470 309	416 258	LS01M080090 2 XXX	268.00
1174	390	32	1.2533	400	422	341 221	301 184	LS01M120040 2 XXX	270.00
1174	440	32	1.2506	400	469	379 246	334 205	LS01M120045 2 XXX	273.00
1174	490	32	1.2479	600	514	416 270	367 225	LS01M120050 2 XXX	270.00
1174	540	32	1.2451	600	559	453 294	399 245	LS01M120055 2 XXX	269.00
1174	590	32	1.2424	600	603	488 317	431 265	LS01M120060 2 XXX	268.00
1174	740	32	1.2397	800	733	594 386	524 322	LS01M120075 2 XXX	288.00
1174	890	32	1.2260	800	859	698 456	616 381	LS01M120090 2 XXX	329.00
1502	390	32	1.2522	600	544	440 285	388 237	LS01M150040 2 XXX	316.00
1502	440	32	1.2519	600	604	488 316	430 263	LS01M150045 2 XXX	306.00
1502	490	32	1.2516	600	663	536 347	472 289	LS01M150050 2 XXX	312.00
1502	540	32	1.2513	800	721	583 378	514 314	LS01M150055 2 XXX	315.00
1502	590	32	1.2509	800	778	629 408	554 339	LS01M150060 2 XXX	318.00
1502	740	32	1.2506	800	945	764 495	673 412	LS01M150075 2 XXX	338.00
1502	890	32	1.2491	1200	1108	896 581	790 484	LS01M150090 2 XXX	384.00
1789	390	32	1.2414	600	662	536 349	473 291	LS01M180040 2 XXX	361.00
1789	440	32	1.2415	800	734	595 386	524 322	LS01M180045 2 XXX	339.00
1789	490	32	1.2416	800	806	653 424	576 354	LS01M180050 2 XXX	345.00
1789	540	32	1.2417	800	876	710 461	626 385	LS01M180055 2 XXX	348.00
1789	590	32	1.2418	800	945	765 497	675 415	LS01M180060 2 XXX	352.00
1789	740	32	1.2419	1200	1149	931 605	821 504	LS01M180075 2 XXX	387.00
1789	890	32	1.2425	1500	1346	1090 708	961 591	LS01M180090 2 XXX	438.00


■ Anti-corrosion coating
(RAL 9016): + 40 % on price 1



For additional electric operation, please order the appropriate electrical set for B20-S M on page 24

B20-S M straight

Pricing information – Hot water operation

 Prices and heat output									
Radiator in chrome									EUR excl. VAT I/2018
Height mm	Length mm	Depth mm	Radiator exponent n	Heat output in watts				Product code	Price 2
				E-set Corresponding wattage	75/65-20 °C	70/55-20 °C 55/45-20 °C	70/55-24 °C 55/45-24 °C		
764	390	32	1.2459	150	182	147 96	130 80	LS01M080040 Z XXX	568.00
764	440	32	1.2443	150	204	165 107	146 89	LS01M080045 Z XXX	583.00
764	490	32	1.2427	150	225	182 118	161 99	LS01M080050 Z XXX	601.00
764	540	32	1.2411	150	246	199 130	176 108	LS01M080055 Z XXX	616.00
764	590	32	1.2395	150	268	217 141	192 118	LS01M080060 Z XXX	634.00
764	740	32	1.2346	150	332	269 175	238 146	LS01M080075 Z XXX	803.00
764	890	32	1.2298	300	394	320 209	282 174	LS01M080090 Z XXX	822.00
1174	390	32	1.2539	150	281	227 147	200 122	LS01M120040 Z XXX	672.00
1174	440	32	1.2511	150	315	255 165	224 137	LS01M120045 Z XXX	697.00
1174	490	32	1.2482	150	348	282 183	248 152	LS01M120050 Z XXX	720.00
1174	540	32	1.2454	300	382	309 201	273 167	LS01M120055 Z XXX	743.00
1174	590	32	1.2425	300	415	336 218	296 182	LS01M120060 Z XXX	773.00
1174	740	32	1.2340	400	514	417 272	368 227	LS01M120075 Z XXX	966.00
1174	890	32	1.2255	400	611	496 324	438 271	LS01M120090 Z XXX	994.00
1502	390	32	1.2634	300	367	296 191	261 159	LS01M150040 Z XXX	818.00
1502	440	32	1.2604	300	411	332 214	292 178	LS01M150045 Z XXX	848.00
1502	490	32	1.2573	300	455	368 238	324 198	LS01M150050 Z XXX	880.00
1502	540	32	1.2543	400	497	402 260	354 216	LS01M150055 Z XXX	911.00
1502	590	32	1.2512	400	540	437 283	385 236	LS01M150060 Z XXX	944.00
1502	740	32	1.2421	400	666	539 350	476 292	LS01M150075 Z XXX	1255.00
1502	890	32	1.2330	600	791	642 418	566 349	LS01M150090 Z XXX	1281.00
1789	390	32	1.2707	300	443	357 230	314 191	LS01M180040 Z XXX	961.00
1789	440	32	1.2675	400	495	399 257	351 214	LS01M180045 Z XXX	1000.00
1789	490	32	1.2643	400	547	441 285	388 237	LS01M180050 Z XXX	1038.00
1789	540	32	1.2611	400	598	483 312	425 259	LS01M180055 Z XXX	1075.00
1789	590	32	1.2579	400	649	524 339	462 282	LS01M180060 Z XXX	1113.00
1789	740	32	1.2484	600	801	648 420	571 350	LS01M180075 Z XXX	1524.00
1789	890	32	1.2388	800	949	769 500	678 417	LS01M180090 Z XXX	1551.00

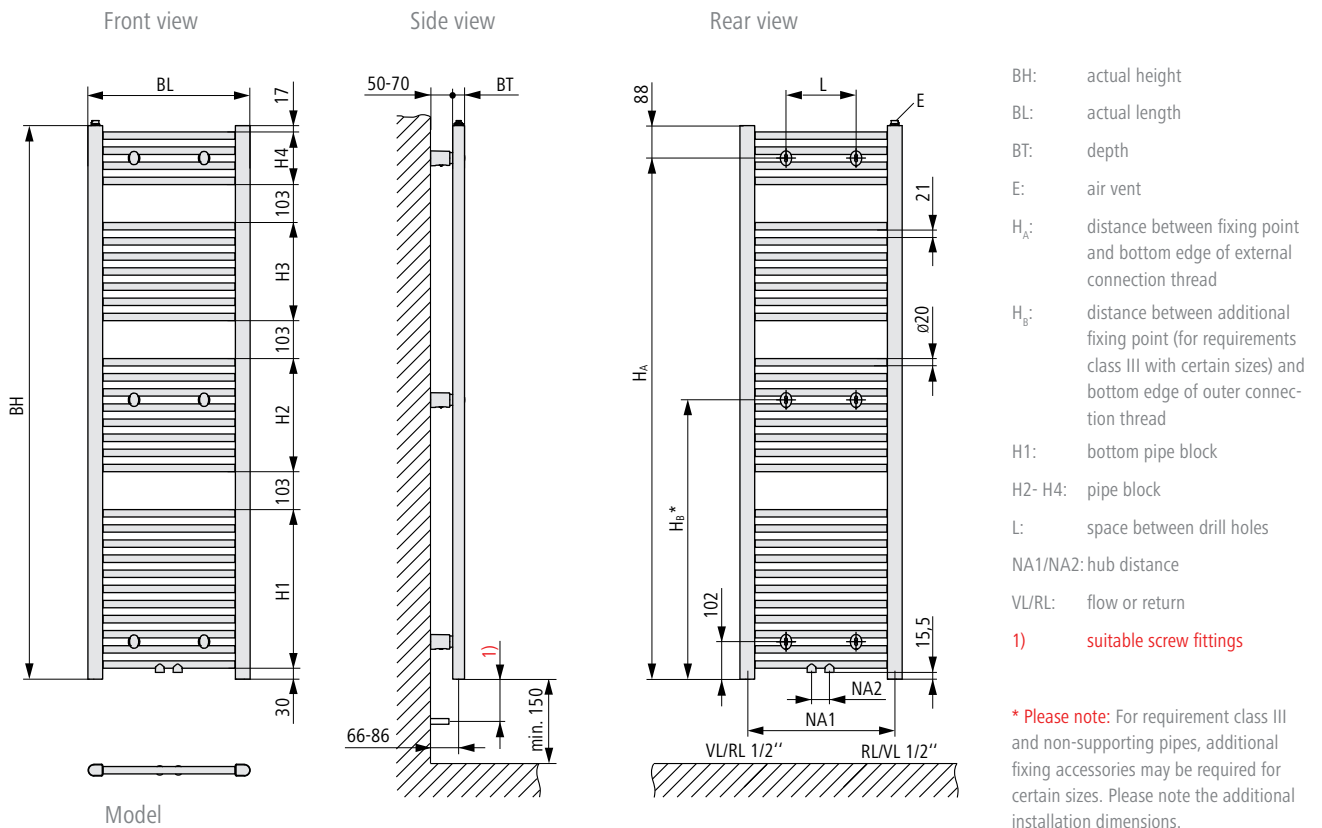


For additional electric operation, please order the appropriate electrical set for B20-S M on page 24

B20-S M straight

Technical information – Hot water operation

Dimensions B20-S M



Distance from bottom edge of radiator to floor min. 150 mm.
The position of the radiator should be adapted to the individual room setting according to what looks best.



BH mm	BL mm	BT mm	H _A mm	H _B mm	L mm	H1 mm	H2 mm	H3 mm	H4 mm	NA1 mm	NA2 mm	Weight kg	Water content l
764	390	32	676	–	190	471	143	–	–	350	50	2,7	4,9
764	440	32	676	–	240	471	143	–	–	400	50	2,9	5,3
764	490	32	676	–	290	471	143	–	–	450	50	3,1	5,7
764	540	32	676	–	340	471	143	–	–	500	50	3,3	6,0
764	590	32	676	–	390	471	143	–	–	550	50	3,5	6,4
764	740	32	676	389	540	471	143	–	–	700	50	4,2	7,6
764	890	32	676	389	690	471	143	–	–	850	50	4,8	8,7
1174	390	32	1086	–	190	430	348	143	–	350	50	4,2	7,4
1174	440	32	1086	–	240	430	348	143	–	400	50	4,5	8,0
1174	490	32	1086	–	290	430	348	143	–	450	50	4,8	8,5
1174	540	32	1086	–	340	430	348	143	–	500	50	5,1	9,1
1174	590	32	1086	–	390	430	348	143	–	550	50	5,4	9,6
1174	740	32	1086	635	540	430	348	143	–	700	50	6,4	11,3
1174	890	32	1086	635	690	430	348	143	–	850	50	7,3	13,0
1502	390	32	1414	–	190	430	307	266	143	350	50	5,3	9,3
1502	440	32	1414	–	240	430	307	266	143	400	50	5,7	10,0
1502	490	32	1414	–	290	430	307	266	143	450	50	6,1	10,7
1502	540	32	1414	–	340	430	307	266	143	500	50	6,5	11,4
1502	590	32	1414	–	390	430	307	266	143	550	50	6,9	12,1
1502	740	32	1414	758	540	430	307	266	143	700	50	8,1	14,2
1502	890	32	1414	758	690	430	307	266	143	850	50	9,3	16,3
1789	390	32	1701	–	190	389	348	348	348	350	50	6,4	11,3
1789	440	32	1701	–	240	389	348	348	348	400	50	6,9	12,2
1789	490	32	1701	–	290	389	348	348	348	450	50	7,4	13,0
1789	540	32	1701	–	340	389	348	348	348	500	50	7,9	13,9
1789	590	32	1701	–	390	389	348	348	348	550	50	8,4	14,8
1789	740	32	1701	799	540	389	348	348	348	700	50	9,8	17,4
1789	890	32	1701	799	690	389	348	348	348	850	50	11,3	20,0






- Connections: 2 x G 1/2" internal thread at centre downwards, hub distance 50 mm, flow available on the left or right. Additionally 2 x G 1/2" internal thread on the side downwards, hub distance depends on length, flow available on the left or right. Suitable for one-pipe system.
- Air vent: G 1/2" upwards, on the left
- Operating pressure: max. 10 bar
- Test pressure: 13 bar
- Operating conditions: Hot water up to 110 °C, additional electric operation possible (max. flow temperature 80 °C). With centre connection: electric heating rod may be retrofitted. With side connection: electric heating rod cannot be retrofitted, as the required T-piece will change the connection position.

B20-S M straight

Information – Additional electric operation

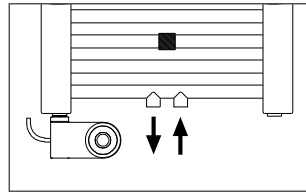
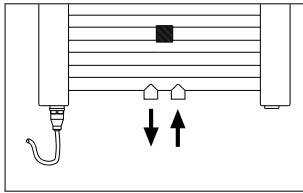


Prices and electrical set wattage rating (additional electric operation)

Description	Wattage rating	Supply unit	Product code white	EUR excl. VAT I/2018	Product code titanium / chrome silver	EUR excl. VAT I/2018
 <p>Electric heating rod in white</p> <p>Due to legal requirements regarding electrical safety and energy consumption, an additional control device needs to be provided on site.</p>	150 watts / AC 230 V	1 piece	ZE0066 0031	181.20		
	300 watts / AC 230 V	1 piece	ZE0066 0001	185.10		
	400 watts / AC 230 V	1 piece	ZE0066 0002	188.29		
	600 watts / AC 230 V	1 piece	ZE0066 0003	191.47		
	800 watts / AC 230 V	1 piece	ZE0066 0004	204.23		
	1200 watts / AC 230 V	1 piece	ZE0066 0005	223.39		
	1500 watts / AC 230 V	1 piece	ZE0066 0032	230.53		
 <p>Electrical set FKS in white or chrome silver</p> <p>The electrical set FKS comprising an electronically controlled heating rod, incl. controller (protection type IPX4) mounted on the radiator. The controller can be modified to be installed either on the right or left side of the radiator.</p>	150 watts / AC 230 V	1 piece	ZE0103 0001	245.00	ZE0103 0078	357.00
	300 watts / AC 230 V	1 piece	ZE0103 0002	250.00	ZE0103 0079	362.00
	400 watts / AC 230 V	1 piece	ZE0103 0003	255.00	ZE0103 0080	367.00
	600 watts / AC 230 V	1 piece	ZE0103 0004	261.00	ZE0103 0081	373.00
	800 watts / AC 230 V	1 piece	ZE0103 0005	269.00	ZE0103 0082	381.00
	1200 watts / AC 230 V	1 piece	ZE0103 0006	274.00	ZE0103 0083	386.00
	1500 watts / AC 230 V	1 piece	ZE0103 0007	279.00	ZE0103 0084	391.00
 <p>Electrical set WKS in white or titanium</p> <p>The electrical set WKS comprising a wall outlet (protection type IPX4), an electronically controlled heating rod, and the standard controller.</p>	150 watts / AC 230 V	1 piece	ZE0100 0001	245.00	ZE0100 0036	301.00
	300 watts / AC 230 V	1 piece	ZE0100 0002	250.00	ZE0100 0037	306.00
	400 watts / AC 230 V	1 piece	ZE0100 0003	255.00	ZE0100 0038	311.00
	600 watts / AC 230 V	1 piece	ZE0100 0004	261.00	ZE0100 0039	317.00
	800 watts / AC 230 V	1 piece	ZE0100 0005	269.00	ZE0100 0040	325.00
	1200 watts / AC 230 V	1 piece	ZE0100 0006	274.00	ZE0100 0041	330.00
	1500 watts / AC 230 V	1 piece	ZE0100 0007	279.00	ZE0100 0042	335.00
 <p>Electrical set WFS in white or titanium</p> <p>The electrical set WFS comprising a wall outlet (protection type IPX4), incl. radio receiver, an electronically controlled heating rod, and the radio standard controller.</p>	150 watts / AC 230 V	1 piece	ZE0101 0001	357.00	ZE0101 0036	413.00
	300 watts / AC 230 V	1 piece	ZE0101 0002	362.00	ZE0101 0037	418.00
	400 watts / AC 230 V	1 piece	ZE0101 0003	367.00	ZE0101 0038	423.00
	600 watts / AC 230 V	1 piece	ZE0101 0004	372.00	ZE0101 0039	428.00
	800 watts / AC 230 V	1 piece	ZE0101 0005	378.00	ZE0101 0040	434.00
	1200 watts / AC 230 V	1 piece	ZE0101 0006	386.00	ZE0101 0041	442.00
	1500 watts / AC 230 V	1 piece	ZE0101 0007	391.00	ZE0101 0042	447.00
 <p>Electrical set WFC in white or titanium</p> <p>The electrical set WFC comprising a wall outlet (protection type IPX4), incl. radio receiver, an electronically controlled heating rod, and the radio comfort controller.</p>	150 watts / AC 230 V	1 piece	ZE0102 0001	480.00	ZE0102 0036	536.00
	300 watts / AC 230 V	1 piece	ZE0102 0002	485.00	ZE0102 0037	541.00
	400 watts / AC 230 V	1 piece	ZE0102 0003	490.00	ZE0102 0038	546.00
	600 watts / AC 230 V	1 piece	ZE0102 0004	495.00	ZE0102 0039	551.00
	800 watts / AC 230 V	1 piece	ZE0102 0005	501.00	ZE0102 0040	557.00
	1200 watts / AC 230 V	1 piece	ZE0102 0006	508.00	ZE0102 0041	564.00
	1500 watts / AC 230 V	1 piece	ZE0102 0007	513.00	ZE0102 0042	569.00

For additional electric operation, please order the appropriate electrical set for B20-S M. To match the various heating rod outputs to the radiator sizes, see the table "Heat output – Electrical set", page 19 - 20.

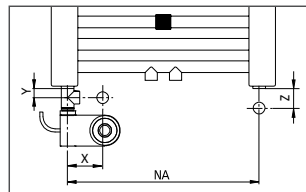
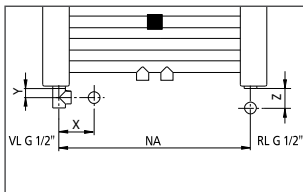
B20-S M connection with additional electric operation



Connection of flow and return via 50 mm centre connection: installation of an electric heating rod in the left or right manifold pipe is possible without any restriction.

Please note:

From a visual perspective, we recommend installation of the empty socket in the direct vicinity of the radiator.



For the installation of an electric heating rod in the heating flow or return, a T-piece is mandatory (connections 2 x G 1/2" internal thread, 1 x G 1/2" external thread). This changes the position of the pipes in relation to the radiator horizontally (dimension X) and vertically (dimension Y) – depending on the angle valve and T-piece used. When the T-piece ZT00560001 is used, Y = 19 mm. When the angle valve available as an accessory is used (connection on the left: ZV00300003, connection on the right: ZV00300004), Z = 60 mm. For this reason, upgrade of an electric heating rod is not possible after the radiator has already been installed.



B20-S E straight



Product benefits

- Radiator for all-electric operation
- Available in chrome

Please note: Chrome version not suitable for rooms with aggressive/damp atmosphere. This does not apply for kitchens, bathrooms, etc., as well as areas beyond the spray-zone of shower enclosures, toilets, etc. Please note that the surface temperature of chrome-plated radiators feels much higher than that of painted radiators
- Anti-corrosion coating available
- EC controller meets the requirements of the Ecodesign Directive, including weekly programs accurate to the day and open window detection



Scope of delivery

- Fixing set included, satisfies requirement classes I and II of guideline VDI 6036. Requirement class III possible on request. Wall-building material needs to be tested on site for sufficient loading capacity. All visible fixing parts in radiator colour
- Filled with non-combustible, non-toxic heat transfer fluid. Frostproof to approx. -15 °C. Electric heating rod pre-installed, including electric heating rod with controller



Extensive quality features far in excess of the standard.



Prices and heat output

Painted radiator					EUR excl. VAT I/2018
Height mm	Length mm	Depth mm	Heat output in watts	Product code	Price 1
			Electric heating rod *		Radiator in standard colour, white (RAL 9016)
764	390	32	300	LSE10080040 2 BXX	508.00
764	440	32	300	LSE10080045 2 BXX	510.00
764	490	32	400	LSE10080050 2 BXX	516.00
764	540	32	400	LSE10080055 2 BXX	517.00
764	590	32	400	LSE10080060 2 BXX	518.00
764	740	32	400	LSE10080075 2 BXX	547.00
764	890	32	600	LSE10080090 2 BXX	555.00
1174	390	32	400	LSE10120040 2 BXX	553.00
1174	440	32	400	LSE10120045 2 BXX	556.00
1174	490	32	600	LSE10120050 2 BXX	558.00
1174	540	32	600	LSE10120055 2 BXX	556.00
1174	590	32	600	LSE10120060 2 BXX	555.00
1174	740	32	800	LSE10120075 2 BXX	584.00
1174	890	32	800	LSE10120090 2 BXX	622.00
1502	390	32	600	LSE10150040 2 BXX	601.00
1502	440	32	600	LSE10150045 2 BXX	590.00
1502	490	32	600	LSE10150050 2 BXX	606.00
1502	540	32	800	LSE10150055 2 BXX	609.00
1502	590	32	800	LSE10150060 2 BXX	611.00
1502	740	32	800	LSE10150075 2 BXX	631.00
1502	890	32	1200	LSE10150090 2 BXX	683.00
1789	390	32	600	LSE10180040 2 BXX	641.00
1789	440	32	800	LSE10180045 2 BXX	632.00
1789	490	32	800	LSE10180050 2 BXX	636.00
1789	540	32	800	LSE10180055 2 BXX	639.00
1789	590	32	800	LSE10180060 2 BXX	641.00
1789	740	32	1200	LSE10180075 2 BXX	686.00
1789	890	32	1500	LSE10180090 2 BXX	738.00

■ Anti-corrosion coating (RAL 9016): **on request**

Ordering example 1:

B20-S E 1502 x 440 mm in white (RAL 9016)

Product code: LSE10150045 2 BXX



* Please note: The specified power of the heating rod refers to the maximum electric power consumption. It should not be compared to the standard heat output of a radiator according to EN 442. An automatic control prevents overheating of the radiator during electric heating operation. Therefore, the maximum electrical power consumption is not constantly available for conversion into heat output. At normal room temperatures, the resulting heat output of the radiator is about 75 % of the stated maximum electrical power consumption of the heating rod.

B20-S E straight

Price information – All-electric operation

Radiator in chrome					EUR excl. VAT I/2018
Height mm	Length mm	Depth mm	Heat output in watts	Product code	Price 2
			Electric heating rod *		Radiator in chrome
764	390	32	150	LSE10080040 Z 8XK	918.00
764	440	32	150	LSE10080045 Z 8XK	934.00
764	490	32	150	LSE10080050 Z 8XK	948.00
764	540	32	150	LSE10080055 Z 8XK	965.00
764	590	32	150	LSE10080060 Z 8XK	982.00
764	740	32	150	LSE10080075 Z 8XK	1151.00
764	890	32	300	LSE10080090 Z 8XK	1176.00
1174	390	32	150	LSE10120040 Z 8XK	1021.00
1174	440	32	150	LSE10120045 Z 8XK	1045.00
1174	490	32	150	LSE10120050 Z 8XK	1068.00
1174	540	32	300	LSE10120055 Z 8XK	1097.00
1174	590	32	300	LSE10120060 Z 8XK	1127.00
1174	740	32	400	LSE10120075 Z 8XK	1326.00
1174	890	32	400	LSE10120090 Z 8XK	1347.00
1502	390	32	300	LSE10150040 Z 8XK	1172.00
1502	440	32	300	LSE10150045 Z 8XK	1201.00
1502	490	32	300	LSE10150050 Z 8XK	1234.00
1502	540	32	400	LSE10150055 Z 8XK	1270.00
1502	590	32	400	LSE10150060 Z 8XK	1303.00
1502	740	32	400	LSE10150075 Z 8XK	1616.00
1502	890	32	600	LSE10150090 Z 8XK	1644.00
1789	390	32	300	LSE10180040 Z 8XK	1314.00
1789	440	32	400	LSE10180045 Z 8XK	1359.00
1789	490	32	400	LSE10180050 Z 8XK	1396.00
1789	540	32	400	LSE10180055 Z 8XK	1433.00
1789	590	32	400	LSE10180060 Z 8XK	1471.00
1789	740	32	600	LSE10180075 Z 8XK	1887.00
1789	890	32	800	LSE10180090 Z 8XK	1922.00

Ordering example 1:

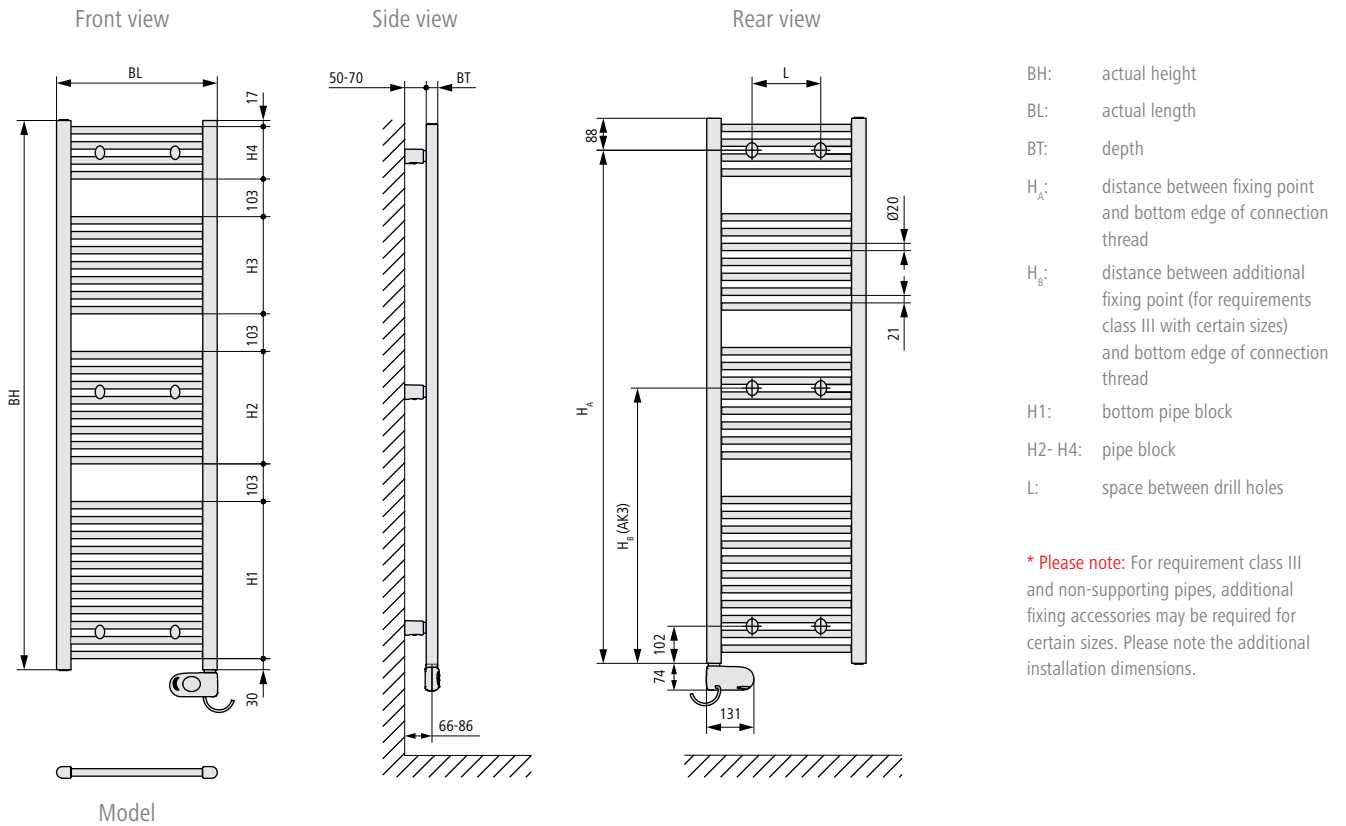
B20-S E 1502 x 740 mm in chrome

Product code: **LSE10150075 Z 8XK**

B20-S E straight

Technical information – Hot water operation

Dimensions B20-S E



The position of the radiator should be adapted to the individual room setting according to what looks best.

BH mm	BL mm	BT mm	H _A mm	H _B mm	L mm	H1 mm	H2 mm	H3 mm	H4 mm	Weight kg
764	390	32	676	–	190	471	143	–	–	7,7
764	440	32	676	–	240	471	143	–	–	8,2
764	490	32	676	–	290	471	143	–	–	8,8
764	540	32	676	–	340	471	143	–	–	9,4
764	590	32	676	–	390	471	143	–	–	9,9
764	740	32	676	389	540	471	143	–	–	11,7
764	890	32	676	389	690	471	143	–	–	13,5
1174	390	32	1086	–	190	430	348	143	–	11,5
1174	440	32	1086	–	240	430	348	143	–	12,4
1174	490	32	1086	–	290	430	348	143	–	13,3
1174	540	32	1086	–	340	430	348	143	–	14,2
1174	590	32	1086	–	390	430	348	143	–	15,0
1174	740	32	1086	635	540	430	348	143	–	17,5
1174	890	32	1086	635	690	430	348	143	–	20,1
1502	390	32	1414	–	190	430	307	266	143	14,5
1502	440	32	1414	–	240	430	307	266	143	15,6
1502	490	32	1414	–	290	430	307	266	143	16,7
1502	540	32	1414	–	340	430	307	266	143	17,7
1502	590	32	1414	–	390	430	307	266	143	18,8
1502	740	32	1414	758	540	430	307	266	143	22,0
1502	890	32	1414	758	690	430	307	266	143	25,3
1789	390	32	1701	–	190	389	348	348	348	17,5
1789	440	32	1701	–	240	389	348	348	348	18,9
1789	490	32	1701	–	290	389	348	348	348	20,2
1789	540	32	1701	–	340	389	348	348	348	21,5
1789	590	32	1701	–	390	389	348	348	348	22,8
1789	740	32	1701	799	540	389	348	348	348	26,9
1789	890	32	1701	799	690	389	348	348	348	30,9



Please note:

VDE 0100 part 701 must be observed during installation! During installation, a residual current operated circuit-breaker with trigger limit less than or equal to 30 mA must be provided on-site.

- Connections: The electric heating rod is pre-installed at the bottom in the manifold pipe
Protection type IPX4
- Test pressure: 13 bar

- Operating conditions: The B20-S E model is operated as an all-electric radiator.
The electric heating rod is connected to 230 V 50 Hz AC.

Electric heating rod with controller



Comprising a heating rod with a room thermostat for installation in the right vertical manifold pipe.

Electric heating rod with controller in white and chrome

B20-R curved



Product benefits

- Compact radiator for hot water operation
- Connections from bottom, hub distance depends on length
- Additional electric operation possible, heating rod cannot be retrofitted
- Available in chrome

Please note: Chrome version not suitable for rooms with aggressive / damp atmosphere. This does not apply for kitchens, bathrooms, etc., as well as areas beyond the spray-zone of shower enclosures, toilets, etc. Please note that the surface temperature of chrome-plated radiators feels much higher than that of painted radiators

- Anti-corrosion coating available



Scope of delivery

- Fixing set included, satisfies requirement classes I and II of guideline VDI 6036. Requirement class III possible on request. Wall-building material needs to be tested on site for sufficient loading capacity. All visible fixing parts in radiator colour



Extensive quality features far in excess of the standard.

Prices and heat output									
Painted radiator									EUR excl. VAT I/2018
Height mm	Length mm	Depth mm	Radiator exponent n	Heat output in watts				Product code	Price 1
				E-set Corresponding wattage	75/65-20 °C	70/55-20 °C 55/45-20 °C	70/55-24 °C 55/45-24 °C		
764	390	39	1.2000	300	284	232 153	205 128	LR010080040 2 XXX	230.00
764	440	47	1.2011	300	315	257 169	228 142	LR010080045 2 XXX	233.00
764	490	50	1.2022	400	345	281 185	249 155	LR010080050 2 XXX	235.00
764	540	55	1.2032	400	375	306 201	271 169	LR010080055 2 XXX	236.00
764	590	55	1.2043	400	405	330 217	292 182	LR010080060 2 XXX	238.00
764	740	65	1.2054	400	492	401 264	355 221	LR010080075 2 XXX	268.00
764	890	68	1.2109	600	577	470 309	416 258	LR010080090 2 XXX	276.00
1174	390	39	1.2533	400	422	341 221	301 184	LR010120040 2 XXX	279.00
1174	440	47	1.2506	400	469	379 246	334 205	LR010120045 2 XXX	281.00
1174	490	50	1.2479	600	514	416 270	367 225	LR010120050 2 XXX	279.00
1174	540	55	1.2451	600	559	453 294	399 245	LR010120055 2 XXX	277.00
1174	590	55	1.2424	600	603	488 317	431 265	LR010120060 2 XXX	276.00
1174	740	65	1.2397	800	733	594 386	524 322	LR010120075 2 XXX	298.00
1174	890	68	1.2260	800	859	698 456	616 381	LR010120090 2 XXX	340.00
1502	390	39	1.2522	600	544	440 285	388 237	LR010150040 2 XXX	328.00
1502	440	47	1.2519	600	604	488 316	430 263	LR010150045 2 XXX	315.00
1502	490	50	1.2516	600	663	536 347	472 289	LR010150050 2 XXX	324.00
1502	540	55	1.2513	800	721	583 378	514 314	LR010150055 2 XXX	327.00
1502	590	55	1.2509	800	778	629 408	554 339	LR010150060 2 XXX	330.00
1502	740	65	1.2506	800	945	764 495	673 412	LR010150075 2 XXX	351.00
1502	890	68	1.2491	1200	1108	896 581	790 484	LR010150090 2 XXX	406.00
1789	390	39	1.2414	600	662	536 349	473 291	LR010180040 2 XXX	374.00
1789	440	47	1.2415	800	734	595 386	524 322	LR010180045 2 XXX	352.00
1789	490	50	1.2416	800	806	653 424	576 354	LR010180050 2 XXX	357.00
1789	540	55	1.2417	800	876	710 461	626 385	LR010180055 2 XXX	360.00
1789	590	55	1.2418	800	945	765 497	675 415	LR010180060 2 XXX	363.00
1789	740	65	1.2419	1200	1149	931 605	821 504	LR010180075 2 XXX	399.00
1789	890	68	1.2425	1500	1346	1090 708	961 591	LR010180090 2 XXX	454.00


■ Anti-corrosion coating (RAL 9016):
+ 40 % on price 1



For additional electric operation, please order the appropriate electrical set for B20-R M on page 38

B20-R curved

Pricing information – Hot water operation

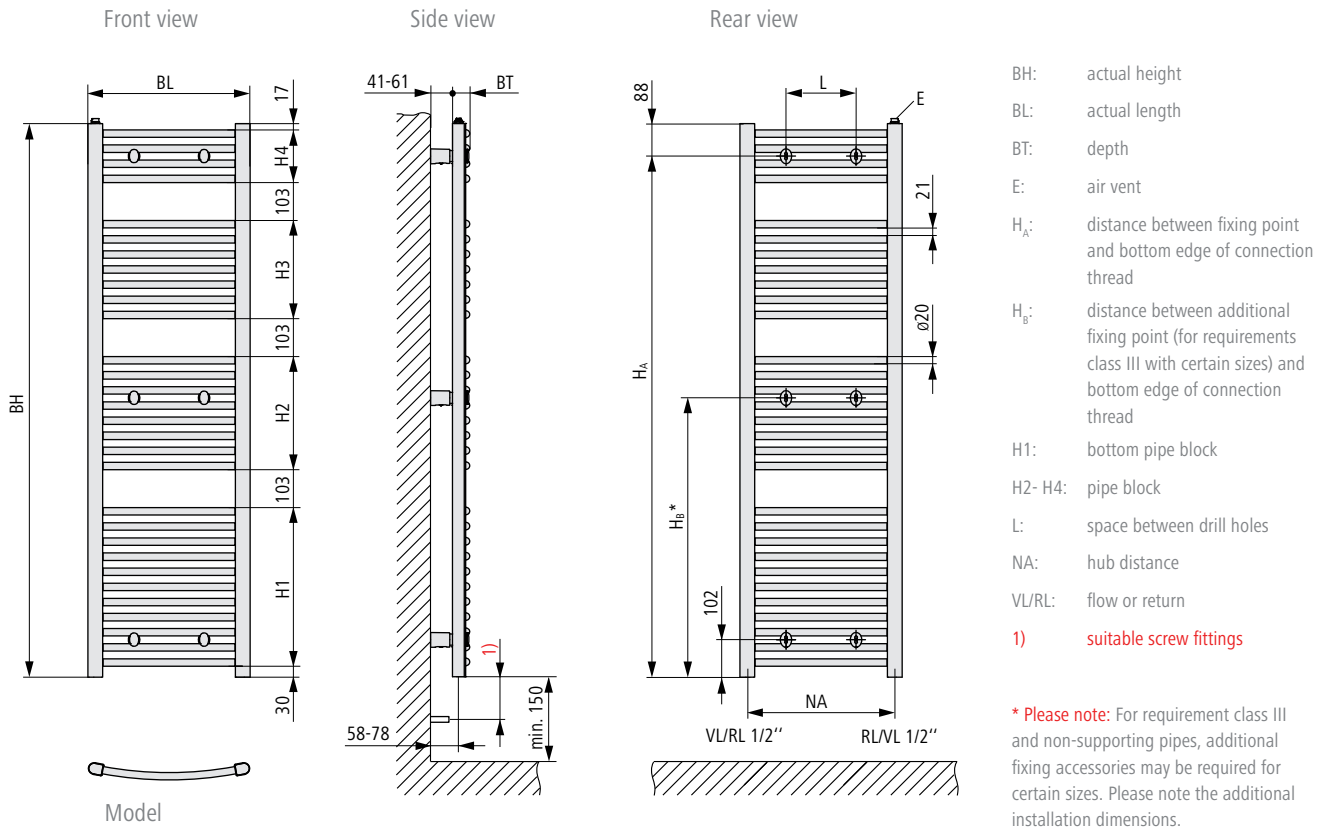
 Prices and heat output									
Radiator in chrome									EUR excl. VAT I/2018
Height mm	Length mm	Depth mm	Radiator exponent n	Heat output in watts				Product code	Price 2
				E-set Corresponding wattage	75/65-20 °C	70/55-20 °C 55/45-20 °C	70/55-24 °C 55/45-24 °C		
764	390	39	1.2459	150	182	147 96	130 80	LR010080040 Z XXX	572.00
764	440	47	1.2443	150	204	165 107	146 89	LR010080045 Z XXX	587.00
764	490	50	1.2427	150	225	182 118	161 99	LR010080050 Z XXX	604.00
764	540	55	1.2411	150	246	199 130	176 108	LR010080055 Z XXX	619.00
764	590	55	1.2395	150	268	217 141	192 118	LR010080060 Z XXX	637.00
764	740	65	1.2346	150	332	269 175	238 146	LR010080075 Z XXX	806.00
764	890	68	1.2298	300	394	320 209	282 174	LR010080090 Z XXX	825.00
1174	390	39	1.2539	150	281	227 147	200 122	LR010120040 Z XXX	677.00
1174	440	47	1.2511	150	315	255 165	224 137	LR010120045 Z XXX	700.00
1174	490	50	1.2482	150	348	282 183	248 152	LR010120050 Z XXX	723.00
1174	540	55	1.2454	300	382	309 201	273 167	LR010120055 Z XXX	748.00
1174	590	55	1.2425	300	415	336 218	296 182	LR010120060 Z XXX	778.00
1174	740	65	1.2340	400	514	417 272	368 227	LR010120075 Z XXX	970.00
1174	890	68	1.2255	400	611	496 324	438 271	LR010120090 Z XXX	994.00
1502	390	39	1.2634	300	367	296 191	261 159	LR010150040 Z XXX	821.00
1502	440	47	1.2604	300	411	332 214	292 178	LR010150045 Z XXX	853.00
1502	490	50	1.2573	300	455	368 238	324 198	LR010150050 Z XXX	884.00
1502	540	55	1.2543	400	497	402 260	354 216	LR010150055 Z XXX	916.00
1502	590	55	1.2512	400	540	437 283	385 236	LR010150060 Z XXX	948.00
1502	740	65	1.2421	400	666	539 350	476 292	LR010150075 Z XXX	1259.00
1502	890	68	1.2330	600	791	642 418	566 349	LR010150090 Z XXX	1285.00
1789	390	39	1.2707	300	443	357 230	314 191	LR010180040 Z XXX	965.00
1789	440	47	1.2675	400	495	399 257	351 214	LR010180045 Z XXX	1003.00
1789	490	50	1.2643	400	547	441 285	388 237	LR010180050 Z XXX	1041.00
1789	540	55	1.2611	400	598	483 312	425 259	LR010180055 Z XXX	1079.00
1789	590	55	1.2579	400	649	524 339	462 282	LR010180060 Z XXX	1119.00
1789	740	65	1.2484	600	801	648 420	571 350	LR010180075 Z XXX	1528.00
1789	890	68	1.2388	800	949	769 500	678 417	LR010180090 Z XXX	1562.00



B20-R curved

Technical information – Hot water operation

Dimensions B20-R



Distance from bottom edge of radiator to floor min. 150 mm.
The position of the radiator should be adapted to the individual room setting according to what looks best.









BH mm	BL mm	BT mm	H _A mm	H _B mm	L mm	H1 mm	H2 mm	H3 mm	H4 mm	NA mm	Weight kg	Water content l
764	390	39	676	–	190	471	143	–	–	350	2,7	4,9
764	440	47	676	–	240	471	143	–	–	400	2,9	5,3
764	490	50	676	–	290	471	143	–	–	450	3,1	5,7
764	540	55	676	–	340	471	143	–	–	500	3,3	6,0
764	590	55	676	–	390	471	143	–	–	550	3,5	6,4
764	740	65	676	389	540	471	143	–	–	700	4,2	7,6
764	890	68	676	389	690	471	143	–	–	850	4,8	8,7
1174	390	39	1086	–	190	430	348	143	–	350	4,2	7,4
1174	440	47	1086	–	240	430	348	143	–	400	4,5	8,0
1174	490	50	1086	–	290	430	348	143	–	450	4,8	8,5
1174	540	55	1086	–	340	430	348	143	–	500	5,1	9,1
1174	590	55	1086	–	390	430	348	143	–	550	5,4	9,6
1174	740	65	1086	635	540	430	348	143	–	700	6,4	11,3
1174	890	68	1086	635	690	430	348	143	–	850	7,3	13,0
1502	390	39	1414	–	190	430	307	266	143	350	5,3	9,3
1502	440	47	1414	–	240	430	307	266	143	400	5,7	10,0
1502	490	50	1414	–	290	430	307	266	143	450	6,1	10,7
1502	540	55	1414	–	340	430	307	266	143	500	6,5	11,4
1502	590	55	1414	–	390	430	307	266	143	550	6,9	12,1
1502	740	65	1414	758	540	430	307	266	143	700	8,1	14,2
1502	890	68	1414	758	690	430	307	266	143	850	9,3	16,3
1789	390	39	1701	–	190	389	348	348	348	350	6,4	11,3
1789	440	47	1701	–	240	389	348	348	348	400	6,9	12,2
1789	490	50	1701	–	290	389	348	348	348	450	7,4	13,0
1789	540	55	1701	–	340	389	348	348	348	500	7,9	13,9
1789	590	55	1701	–	390	389	348	348	348	550	8,4	14,8
1789	740	65	1701	799	540	389	348	348	348	700	9,8	17,4
1789	890	68	1701	799	690	389	348	348	348	850	11,3	20,0

- Connections: 2 x G 1/2" downwards, hub distance depends on length, flow available on the left or right
Suitable for one-pipe system.
- Air vent: G 1/2" upwards, on the left
- Operating pressure: max. 10 bar
- Test pressure: 13 bar

- Operating conditions: Hot water up to 110 °C, additional electric operation possible (max. flow temperature 80 °C). Electric heating rod cannot be retro-fitted, as the required T-piece will change the connection position.

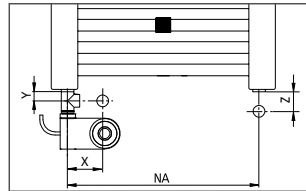
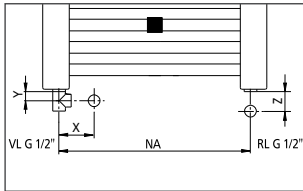
B20-R curved

Information – Additional electric operation

 Prices and electrical set wattage rating (additional electric operation)						
Description	Wattage rating	Supply unit	Product code white	EUR excl. VAT I/2018	Product code titanium / chrome silver	EUR excl. VAT I/2018
 <p>Electric heating rod in white</p> <p>Due to legal requirements regarding electrical safety and energy consumption, an additional control device needs to be provided on site.</p>	150 watts / AC 230 V	1 piece	ZE0066 0031	181.20		
	300 watts / AC 230 V	1 piece	ZE0066 0001	185.10		
	400 watts / AC 230 V	1 piece	ZE0066 0002	188.29		
	600 watts / AC 230 V	1 piece	ZE0066 0003	191.47		
	800 watts / AC 230 V	1 piece	ZE0066 0004	204.23		
	1200 watts / AC 230 V	1 piece	ZE0066 0005	223.39		
	1500 watts / AC 230 V	1 piece	ZE0066 0032	230.53		
 <p>Electrical set FKS in white or chrome silver</p> <p>The electrical set FKS comprising an electronically controlled heating rod, incl. controller (protection type IPX4) mounted on the radiator. The controller can be modified to be installed either on the right or left side of the radiator.</p>	150 watts / AC 230 V	1 piece	ZE0103 0001	245.00	ZE0103 0078	357.00
	300 watts / AC 230 V	1 piece	ZE0103 0002	250.00	ZE0103 0079	362.00
	400 watts / AC 230 V	1 piece	ZE0103 0003	255.00	ZE0103 0080	367.00
	600 watts / AC 230 V	1 piece	ZE0103 0004	261.00	ZE0103 0081	373.00
	800 watts / AC 230 V	1 piece	ZE0103 0005	269.00	ZE0103 0082	381.00
	1200 watts / AC 230 V	1 piece	ZE0103 0006	274.00	ZE0103 0083	386.00
	1500 watts / AC 230 V	1 piece	ZE0103 0007	279.00	ZE0103 0084	391.00
 <p>Electrical set WKS in white or titanium</p> <p>The electrical set WKS comprising a wall outlet (protection type IPX4), an electronically controlled heating rod, and the standard controller.</p>	150 watts / AC 230 V	1 piece	ZE0100 0001	245.00	ZE0100 0036	301.00
	300 watts / AC 230 V	1 piece	ZE0100 0002	250.00	ZE0100 0037	306.00
	400 watts / AC 230 V	1 piece	ZE0100 0003	255.00	ZE0100 0038	311.00
	600 watts / AC 230 V	1 piece	ZE0100 0004	261.00	ZE0100 0039	317.00
	800 watts / AC 230 V	1 piece	ZE0100 0005	269.00	ZE0100 0040	325.00
	1200 watts / AC 230 V	1 piece	ZE0100 0006	274.00	ZE0100 0041	330.00
	1500 watts / AC 230 V	1 piece	ZE0100 0007	279.00	ZE0100 0042	335.00
 <p>Electrical set WFS in white or titanium</p> <p>The electrical set WFS comprising a wall outlet (protection type IPX4), incl. radio receiver, an electronically controlled heating rod, and the radio standard controller.</p>	150 watts / AC 230 V	1 piece	ZE0101 0001	357.00	ZE0101 0036	413.00
	300 watts / AC 230 V	1 piece	ZE0101 0002	362.00	ZE0101 0037	418.00
	400 watts / AC 230 V	1 piece	ZE0101 0003	367.00	ZE0101 0038	423.00
	600 watts / AC 230 V	1 piece	ZE0101 0004	372.00	ZE0101 0039	428.00
	800 watts / AC 230 V	1 piece	ZE0101 0005	378.00	ZE0101 0040	434.00
	1200 watts / AC 230 V	1 piece	ZE0101 0006	386.00	ZE0101 0041	442.00
	1500 watts / AC 230 V	1 piece	ZE0101 0007	391.00	ZE0101 0042	447.00
 <p>Electrical set WFC in white or titanium</p> <p>The electrical set WFC comprising a wall outlet (protection type IPX4), incl. radio receiver, an electronically controlled heating rod, and the radio comfort controller.</p>	150 watts / AC 230 V	1 piece	ZE0102 0001	480.00	ZE0102 0036	536.00
	300 watts / AC 230 V	1 piece	ZE0102 0002	485.00	ZE0102 0037	541.00
	400 watts / AC 230 V	1 piece	ZE0102 0003	490.00	ZE0102 0038	546.00
	600 watts / AC 230 V	1 piece	ZE0102 0004	495.00	ZE0102 0039	551.00
	800 watts / AC 230 V	1 piece	ZE0102 0005	501.00	ZE0102 0040	557.00
	1200 watts / AC 230 V	1 piece	ZE0102 0006	508.00	ZE0102 0041	564.00
	1500 watts / AC 230 V	1 piece	ZE0102 0007	513.00	ZE0102 0042	569.00

For additional electric operation, please order the appropriate electrical set for B20-R. To match the various heating rod outputs to the radiator sizes, see the table "Heat output – Electrical set", page 33 - 34.

B20-R connection with additional electric operation



For the installation of an electric heating rod in the heating flow or return, a T-piece is mandatory (connections 2 x G 1/2" internal thread, 1 x G 1/2" external thread). This changes the position of the pipes in relation to the radiator horizontally (dimension X) and vertically (dimension Y) – depending on the angle valve and T-piece used. When the T-piece ZT00560001 is used, Y = 19 mm. When the angle valve available as an accessory is used (connection on the left: ZV00300003, connection on the right: ZV00300004), Z = 60 mm. For this reason, upgrade of an electric heating rod is not possible after the radiator has already been installed.

Please note:

From a visual perspective, we recommend installation of the empty socket in the direct vicinity of the radiator.



B20-R M curved



Product benefits

- Compact radiator for hot water operation
- 50 mm centre connection downwards or side connections downwards, hub distance depends on length
- Additional electric operation possible, heating rod may be retrofitted with centre connection, cannot be retrofitted with side connection
- Available in chrome

Please note: Chrome version not suitable for rooms with aggressive / damp atmosphere. This does not apply for kitchens, bathrooms, etc., as well as areas beyond the spray-zone of shower enclosures, toilets, etc. Please note that the surface temperature of chrome-plated radiators feels much higher than that of painted radiators
- Anti-corrosion coating available



Scope of delivery

- Fixing set included, satisfies requirement classes I and II of guideline VDI 6036. Requirement class III possible on request. Wall-building material needs to be tested on site for sufficient loading capacity. All visible fixing parts in radiator colour



Extensive quality features far in excess of the standard.

Prices and heat output									
Painted radiator									EUR excl. VAT I/2018
Height mm	Length mm	Depth mm	Radiator exponent n	Heat output in watts			Product code	Price 1	
				E-set Corresponding wattage	75/65-20 °C	70/55-20 °C 55/45-20 °C			70/55-24 °C 55/45-24 °C
764	390	39	1.2000	300	284	232 153	205 128	LR01M080040 2 XXX	253.00
764	440	47	1.2011	300	315	257 169	228 142	LR01M080045 2 XXX	256.00
764	490	50	1.2022	400	345	281 185	249 155	LR01M080050 2 XXX	260.00
764	540	55	1.2032	400	375	306 201	271 169	LR01M080055 2 XXX	261.00
764	590	55	1.2043	400	405	330 217	292 182	LR01M080060 2 XXX	262.00
764	740	65	1.2054	400	492	401 264	355 221	LR01M080075 2 XXX	296.00
764	890	68	1.2109	600	577	470 309	416 258	LR01M080090 2 XXX	306.00
1174	390	39	1.2533	400	422	341 221	301 184	LR01M120040 2 XXX	309.00
1174	440	47	1.2506	400	469	379 246	334 205	LR01M120045 2 XXX	313.00
1174	490	50	1.2479	600	514	416 270	367 225	LR01M120050 2 XXX	309.00
1174	540	55	1.2451	600	559	453 294	399 245	LR01M120055 2 XXX	308.00
1174	590	55	1.2424	600	603	488 317	431 265	LR01M120060 2 XXX	306.00
1174	740	65	1.2397	800	733	594 386	524 322	LR01M120075 2 XXX	332.00
1174	890	68	1.2260	800	859	698 456	616 381	LR01M120090 2 XXX	377.00
1502	390	39	1.2522	600	544	440 285	388 237	LR01M150040 2 XXX	364.00
1502	440	47	1.2519	600	604	488 316	430 263	LR01M150045 2 XXX	352.00
1502	490	50	1.2516	600	663	536 347	472 289	LR01M150050 2 XXX	359.00
1502	540	55	1.2513	800	721	583 378	514 314	LR01M150055 2 XXX	362.00
1502	590	55	1.2509	800	778	629 408	554 339	LR01M150060 2 XXX	366.00
1502	740	65	1.2506	800	945	764 495	673 412	LR01M150075 2 XXX	390.00
1502	890	68	1.2491	1200	1108	896 581	790 484	LR01M150090 2 XXX	442.00
1789	390	39	1.2414	600	662	536 349	473 291	LR01M180040 2 XXX	416.00
1789	440	47	1.2415	800	734	595 386	524 322	LR01M180045 2 XXX	391.00
1789	490	50	1.2416	800	806	653 424	576 354	LR01M180050 2 XXX	397.00
1789	540	55	1.2417	800	876	710 461	626 385	LR01M180055 2 XXX	400.00
1789	590	55	1.2418	800	945	765 497	675 415	LR01M180060 2 XXX	403.00
1789	740	65	1.2419	1200	1149	931 605	821 504	LR01M180075 2 XXX	445.00
1789	890	68	1.2425	1500	1346	1090 708	961 591	LR01M180090 2 XXX	505.00


■ Anti-corrosion coating (RAL 9016):
+ 40 % on price 1



For additional electric operation, please order the appropriate electrical set for B20-R M on page 46

B20-R M curved

Pricing information – Hot water operation

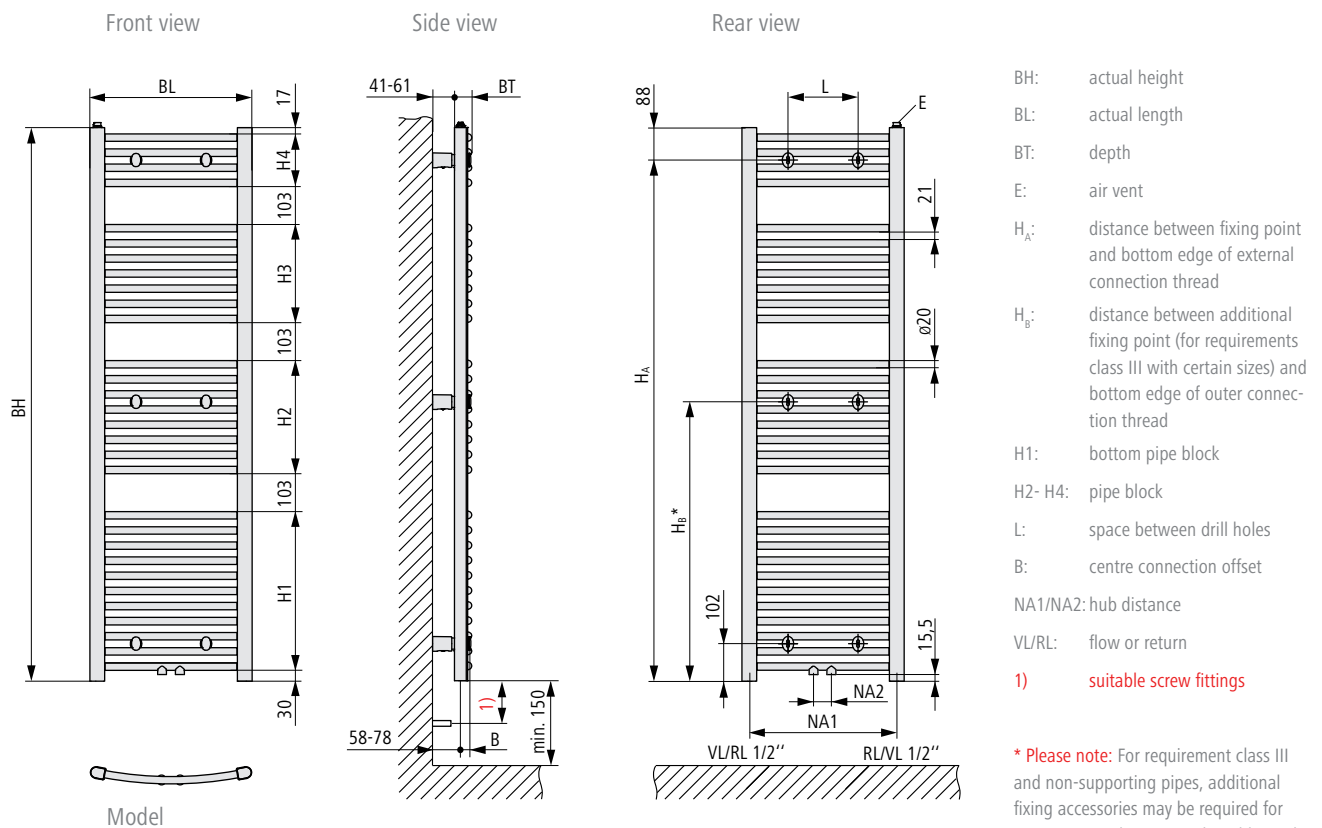
 Prices and heat output									
Radiator in chrome									EUR excl. VAT I/2018
Height mm	Length mm	Depth mm	Radiator exponent n	Heat output in watts				Product code	Price 2
				E-set Corresponding wattage	75/65-20 °C	70/55-20 °C 55/45-20 °C	70/55-24 °C 55/45-24 °C		Radiator in chrome
764	390	39	1.2459	150	182	147 96	130 80	LR01M080040 Z XXX	580.00
764	440	47	1.2443	150	204	165 107	146 89	LR01M080045 Z XXX	597.00
764	490	50	1.2427	150	225	182 118	161 99	LR01M080050 Z XXX	612.00
764	540	55	1.2411	150	246	199 130	176 108	LR01M080055 Z XXX	630.00
764	590	55	1.2395	150	268	217 141	192 118	LR01M080060 Z XXX	645.00
764	740	65	1.2346	150	332	269 175	238 146	LR01M080075 Z XXX	815.00
764	890	68	1.2298	300	394	320 209	282 174	LR01M080090 Z XXX	835.00
1174	390	39	1.2539	150	281	227 147	200 122	LR01M120040 Z XXX	686.00
1174	440	47	1.2511	150	315	255 165	224 137	LR01M120045 Z XXX	708.00
1174	490	50	1.2482	150	348	282 183	248 152	LR01M120050 Z XXX	732.00
1174	540	55	1.2454	300	382	309 201	273 167	LR01M120055 Z XXX	757.00
1174	590	55	1.2425	300	415	336 218	296 182	LR01M120060 Z XXX	786.00
1174	740	65	1.2340	400	514	417 272	368 227	LR01M120075 Z XXX	979.00
1174	890	68	1.2255	400	611	496 324	438 271	LR01M120090 Z XXX	1002.00
1502	390	39	1.2634	300	367	296 191	261 159	LR01M150040 Z XXX	829.00
1502	440	47	1.2604	300	411	332 214	292 178	LR01M150045 Z XXX	861.00
1502	490	50	1.2573	300	455	368 238	324 198	LR01M150050 Z XXX	892.00
1502	540	55	1.2543	400	497	402 260	354 216	LR01M150055 Z XXX	924.00
1502	590	55	1.2512	400	540	437 283	385 236	LR01M150060 Z XXX	957.00
1502	740	65	1.2421	400	666	539 350	476 292	LR01M150075 Z XXX	1270.00
1502	890	68	1.2330	600	791	642 418	566 349	LR01M150090 Z XXX	1294.00
1789	390	39	1.2707	300	443	357 230	314 191	LR01M180040 Z XXX	974.00
1789	440	47	1.2675	400	495	399 257	351 214	LR01M180045 Z XXX	1012.00
1789	490	50	1.2643	400	547	441 285	388 237	LR01M180050 Z XXX	1051.00
1789	540	55	1.2611	400	598	483 312	425 259	LR01M180055 Z XXX	1090.00
1789	590	55	1.2579	400	649	524 339	462 282	LR01M180060 Z XXX	1127.00
1789	740	65	1.2484	600	801	648 420	571 350	LR01M180075 Z XXX	1537.00
1789	890	68	1.2388	800	949	769 500	678 417	LR01M180090 Z XXX	1564.00



B20-R M curved

Technical information – Hot water operation

Dimensions B20-R M



Distance from bottom edge of radiator to floor min. 150 mm.
 The position of the radiator should be adapted to the individual room setting according to what looks best.

* Please note: For requirement class III and non-supporting pipes, additional fixing accessories may be required for certain sizes. Please note the additional installation dimensions.



BH mm	BL mm	BT mm	H _A mm	H _B mm	L mm	B mm	H1 mm	H2 mm	H3 mm	H4 mm	NA1 mm	NA2 mm	Weight kg	Water content l
764	390	39	676	–	190	12	471	143	–	–	350	50	2,7	4,9
764	440	47	676	–	240	20	471	143	–	–	400	50	2,9	5,3
764	490	50	676	–	290	23	471	143	–	–	450	50	3,1	5,7
764	540	55	676	–	340	28	471	143	–	–	500	50	3,3	6,0
764	590	55	676	–	390	28	471	143	–	–	550	50	3,5	6,4
764	740	65	676	389	540	38	471	143	–	–	700	50	4,2	7,6
764	890	68	676	389	690	41	471	143	–	–	850	50	4,8	8,7
1174	390	39	1086	–	190	12	430	348	143	–	350	50	4,2	7,4
1174	440	47	1086	–	240	20	430	348	143	–	400	50	4,5	8,0
1174	490	50	1086	–	290	23	430	348	143	–	450	50	4,8	8,5
1174	540	55	1086	–	340	28	430	348	143	–	500	50	5,1	9,1
1174	590	55	1086	–	390	28	430	348	143	–	550	50	5,4	9,6
1174	740	65	1086	635	540	38	430	348	143	–	700	50	6,4	11,3
1174	890	68	1086	635	690	41	430	348	143	–	850	50	7,3	13,0
1502	390	39	1414	–	190	12	430	307	266	143	350	50	5,3	9,3
1502	440	47	1414	–	240	20	430	307	266	143	400	50	5,7	10,0
1502	490	50	1414	–	290	23	430	307	266	143	450	50	6,1	10,7
1502	540	55	1414	–	340	28	430	307	266	143	500	50	6,5	11,4
1502	590	55	1414	–	390	28	430	307	266	143	550	50	6,9	12,1
1502	740	65	1414	758	540	38	430	307	266	143	700	50	8,1	14,2
1502	890	68	1414	758	690	41	430	307	266	143	850	50	9,3	16,3
1789	390	39	1701	–	190	12	389	348	348	348	350	50	6,4	11,3
1789	440	47	1701	–	240	20	389	348	348	348	400	50	6,9	12,2
1789	490	50	1701	–	290	23	389	348	348	348	450	50	7,4	13,0
1789	540	55	1701	–	340	28	389	348	348	348	500	50	7,9	13,9
1789	590	55	1701	–	390	28	389	348	348	348	550	50	8,4	14,8
1789	740	65	1701	799	540	38	389	348	348	348	700	50	9,8	17,4
1789	890	68	1701	799	690	41	389	348	348	348	850	50	11,3	20,0

■ Connections: 2 x G 1/2" internal thread at centre downwards, hub distance 50 mm, flow available on the left or right. Additionally 2 x G 1/2" internal thread on the side downwards, hub distance depends on length, flow available on the left or right. Suitable for one-pipe system.

■ Air vent: G 1/2" upwards, on the left

■ Operating pressure: max. 10 bar

■ Test pressure: 13 bar






■ Operating conditions: Hot water up to 110 °C, additional electric operation possible (max. flow temperature 80 °C). With centre connection: electric heating rod may be retrofitted. With side connection: electric heating rod cannot be retrofitted, as the required T-piece will change the connection position.

B20-R M curved

Information – Additional electric operation

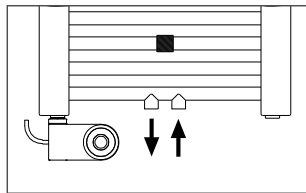
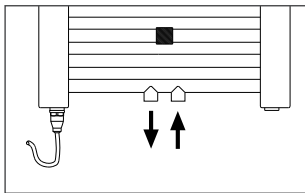


Prices and electrical set wattage rating (additional electric operation)

Description	Wattage rating	Supply unit	Product code white	EUR excl. VAT I/2018	Product code titanium / chrome silver	EUR excl. VAT I/2018
 <p>Electric heating rod in white</p> <p>Due to legal requirements regarding electrical safety and energy consumption, an additional control device needs to be provided on site.</p>	150 watts / AC 230 V	1 piece	ZE0066 0031	181.20		
	300 watts / AC 230 V	1 piece	ZE0066 0001	185.10		
	400 watts / AC 230 V	1 piece	ZE0066 0002	188.29		
	600 watts / AC 230 V	1 piece	ZE0066 0003	191.47		
	800 watts / AC 230 V	1 piece	ZE0066 0004	204.23		
	1200 watts / AC 230 V	1 piece	ZE0066 0005	223.39		
	1500 watts / AC 230 V	1 piece	ZE0066 0032	230.53		
 <p>Electrical set FKS in white or chrome silver</p> <p>The electrical set FKS comprising an electronically controlled heating rod, incl. controller (protection type IPX4) mounted on the radiator. The controller can be modified to be installed either on the right or left side of the radiator.</p>	150 watts / AC 230 V	1 piece	ZE0103 0001	245.00	ZE0103 0078	357.00
	300 watts / AC 230 V	1 piece	ZE0103 0002	250.00	ZE0103 0079	362.00
	400 watts / AC 230 V	1 piece	ZE0103 0003	255.00	ZE0103 0080	367.00
	600 watts / AC 230 V	1 piece	ZE0103 0004	261.00	ZE0103 0081	373.00
	800 watts / AC 230 V	1 piece	ZE0103 0005	269.00	ZE0103 0082	381.00
	1200 watts / AC 230 V	1 piece	ZE0103 0006	274.00	ZE0103 0083	386.00
	1500 watts / AC 230 V	1 piece	ZE0103 0007	279.00	ZE0103 0084	391.00
 <p>Electrical set WKS in white or titanium</p> <p>The electrical set WKS comprising a wall outlet (protection type IPX4), an electronically controlled heating rod, and the standard controller.</p>	150 watts / AC 230 V	1 piece	ZE0100 0001	245.00	ZE0100 0036	301.00
	300 watts / AC 230 V	1 piece	ZE0100 0002	250.00	ZE0100 0037	306.00
	400 watts / AC 230 V	1 piece	ZE0100 0003	255.00	ZE0100 0038	311.00
	600 watts / AC 230 V	1 piece	ZE0100 0004	261.00	ZE0100 0039	317.00
	800 watts / AC 230 V	1 piece	ZE0100 0005	269.00	ZE0100 0040	325.00
	1200 watts / AC 230 V	1 piece	ZE0100 0006	274.00	ZE0100 0041	330.00
	1500 watts / AC 230 V	1 piece	ZE0100 0007	279.00	ZE0100 0042	335.00
 <p>Electrical set WFS in white or titanium</p> <p>The electrical set WFS comprising a wall outlet (protection type IPX4), incl. radio receiver, an electronically controlled heating rod, and the radio standard controller.</p>	150 watts / AC 230 V	1 piece	ZE0101 0001	357.00	ZE0101 0036	413.00
	300 watts / AC 230 V	1 piece	ZE0101 0002	362.00	ZE0101 0037	418.00
	400 watts / AC 230 V	1 piece	ZE0101 0003	367.00	ZE0101 0038	423.00
	600 watts / AC 230 V	1 piece	ZE0101 0004	372.00	ZE0101 0039	428.00
	800 watts / AC 230 V	1 piece	ZE0101 0005	378.00	ZE0101 0040	434.00
	1200 watts / AC 230 V	1 piece	ZE0101 0006	386.00	ZE0101 0041	442.00
	1500 watts / AC 230 V	1 piece	ZE0101 0007	391.00	ZE0101 0042	447.00
 <p>Electrical set WFC in white or titanium</p> <p>The electrical set WFC comprising a wall outlet (protection type IPX4), incl. radio receiver, an electronically controlled heating rod, and the radio comfort controller.</p>	150 watts / AC 230 V	1 piece	ZE0102 0001	480.00	ZE0102 0036	536.00
	300 watts / AC 230 V	1 piece	ZE0102 0002	485.00	ZE0102 0037	541.00
	400 watts / AC 230 V	1 piece	ZE0102 0003	490.00	ZE0102 0038	546.00
	600 watts / AC 230 V	1 piece	ZE0102 0004	495.00	ZE0102 0039	551.00
	800 watts / AC 230 V	1 piece	ZE0102 0005	501.00	ZE0102 0040	557.00
	1200 watts / AC 230 V	1 piece	ZE0102 0006	508.00	ZE0102 0041	564.00
	1500 watts / AC 230 V	1 piece	ZE0102 0007	513.00	ZE0102 0042	569.00

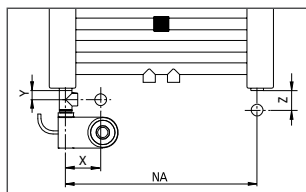
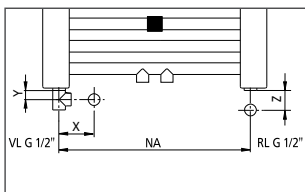
For additional electric operation, please order the appropriate electrical set for B20-R M. To match the various heating rod outputs to the radiator sizes, see the table "Heat output – Electrical set", page 41 - 42.

B20-R M connection with additional electric operation



Connection of flow and return via 50 mm centre connection: installation of an electric heating rod in the left or right manifold pipe is possible without any restriction.

Please note:
From a visual perspective, we recommend installation of the empty socket in the direct vicinity of the radiator.



For the installation of an electric heating rod in the heating flow or return, a T-piece is mandatory (connections 2 x G 1/2" internal thread, 1 x G 1/2" external thread). This changes the position of the pipes in relation to the radiator horizontally (dimension X) and vertically (dimension Y) – depending on the angle valve and T-piece used. When the T-piece ZT00560001 is used, Y = 19 mm. When the angle valve available as an accessory is used (connection on the left: ZV00300003, connection on the right: ZV00300004), Z = 60 mm. For this reason, upgrade of an electric heating rod is not possible after the radiator has already been installed.



B20-R E curved



Product benefits

- Radiator for all-electric operation
- Available in chrome

Please note: Chrome version not suitable for rooms with aggressive/damp atmosphere. This does not apply for kitchens, bathrooms, etc., as well as areas beyond the spray-zone of shower enclosures, toilets, etc. Please note that the surface temperature of chrome-plated radiators feels much higher than that of painted radiators
- Anti-corrosion coating available
- EC controller meets the requirements of the Ecodesign Directive, including weekly programs accurate to the day and open window detection



Scope of delivery

- Fixing set included, satisfies requirement classes I and II of guideline VDI 6036. Requirement class III possible on request. Wall-building material needs to be tested on site for sufficient loading capacity. All visible fixing parts in radiator colour
- Filled with non-combustible, non-toxic heat transfer fluid. Frostproof to approx. -15 °C. Electric heating rod pre-installed, including electric heating rod with controller



Extensive quality features far in excess of the standard.



Prices and heat output

Painted radiator					EUR excl. VAT I/2018
Height mm	Length mm	Depth mm	Heat output in watts	Product code	Price 1
			Electric heating rod *		Radiator in standard colour, white (RAL 9016)
764	390	39	300	LRE10080040 2 BXX	537.00
764	440	47	300	LRE10080045 2 BXX	539.00
764	490	50	400	LRE10080050 2 BXX	544.00
764	540	55	400	LRE10080055 2 BXX	545.00
764	590	55	400	LRE10080060 2 BXX	548.00
764	740	65	400	LRE10080075 2 BXX	581.00
764	890	68	600	LRE10080090 2 BXX	591.00
1174	390	39	400	LRE10120040 2 BXX	590.00
1174	440	47	400	LRE10120045 2 BXX	592.00
1174	490	50	600	LRE10120050 2 BXX	595.00
1174	540	55	600	LRE10120055 2 BXX	592.00
1174	590	55	600	LRE10120060 2 BXX	591.00
1174	740	65	800	LRE10120075 2 BXX	625.00
1174	890	68	800	LRE10120090 2 BXX	665.00
1502	390	39	600	LRE10150040 2 BXX	643.00
1502	440	47	600	LRE10150045 2 BXX	632.00
1502	490	50	600	LRE10150050 2 BXX	648.00
1502	540	55	800	LRE10150055 2 BXX	651.00
1502	590	55	800	LRE10150060 2 BXX	655.00
1502	740	65	800	LRE10150075 2 BXX	676.00
1502	890	68	1200	LRE10150090 2 BXX	744.00
1789	390	39	600	LRE10180040 2 BXX	690.00
1789	440	47	800	LRE10180045 2 BXX	677.00
1789	490	50	800	LRE10180050 2 BXX	682.00
1789	540	55	800	LRE10180055 2 BXX	686.00
1789	590	55	800	LRE10180060 2 BXX	689.00
1789	740	65	1200	LRE10180075 2 BXX	737.00
1789	890	68	1500	LRE10180090 2 BXX	797.00

■ Anti-corrosion coating (RAL 9016): **on request**

Ordering example 1:

B20-R E 1502 x 440 mm in white (RAL 9016)

Product code: LRE10150045 2 BXX



* Please note: The specified power of the heating rod refers to the maximum electric power consumption. It should not be compared to the standard heat output of a radiator according to EN 442. An automatic control prevents overheating of the radiator during electric heating operation. Therefore, the maximum electrical power consumption is not constantly available for conversion into heat output. At normal room temperatures, the resulting heat output of the radiator is about 75 % of the stated maximum electrical power consumption of the heating rod.

B20-R E curved

Price information – All-electric operation

Radiator in chrome					EUR excl. VAT I/2018
Height mm	Length mm	Depth mm	Heat output in watts	Product code	Price 2
			Electric heating rod *		Radiator in chrome
764	390	39	150	LRE10080040 Z 8XK	931.00
764	440	47	150	LRE10080045 Z 8XK	946.00
764	490	50	150	LRE10080050 Z 8XK	962.00
764	540	55	150	LRE10080055 Z 8XK	978.00
764	590	55	150	LRE10080060 Z 8XK	995.00
764	740	65	150	LRE10080075 Z 8XK	1164.00
764	890	68	300	LRE10080090 Z 8XK	1188.00
1174	390	39	150	LRE10120040 Z 8XK	1035.00
1174	440	47	150	LRE10120045 Z 8XK	1058.00
1174	490	50	150	LRE10120050 Z 8XK	1081.00
1174	540	55	300	LRE10120055 Z 8XK	1109.00
1174	590	55	300	LRE10120060 Z 8XK	1139.00
1174	740	65	400	LRE10120075 Z 8XK	1338.00
1174	890	68	400	LRE10120090 Z 8XK	1361.00
1502	390	39	300	LRE10150040 Z 8XK	1184.00
1502	440	47	300	LRE10150045 Z 8XK	1215.00
1502	490	50	300	LRE10150050 Z 8XK	1247.00
1502	540	55	400	LRE10150055 Z 8XK	1283.00
1502	590	55	400	LRE10150060 Z 8XK	1315.00
1502	740	65	400	LRE10150075 Z 8XK	1629.00
1502	890	68	600	LRE10150090 Z 8XK	1657.00
1789	390	39	300	LRE10180040 Z 8XK	1328.00
1789	440	47	400	LRE10180045 Z 8XK	1371.00
1789	490	50	400	LRE10180050 Z 8XK	1409.00
1789	540	55	400	LRE10180055 Z 8XK	1448.00
1789	590	55	400	LRE10180060 Z 8XK	1486.00
1789	740	65	600	LRE10180075 Z 8XK	1900.00
1789	890	68	800	LRE10180090 Z 8XK	1942.00

Ordering example 1:

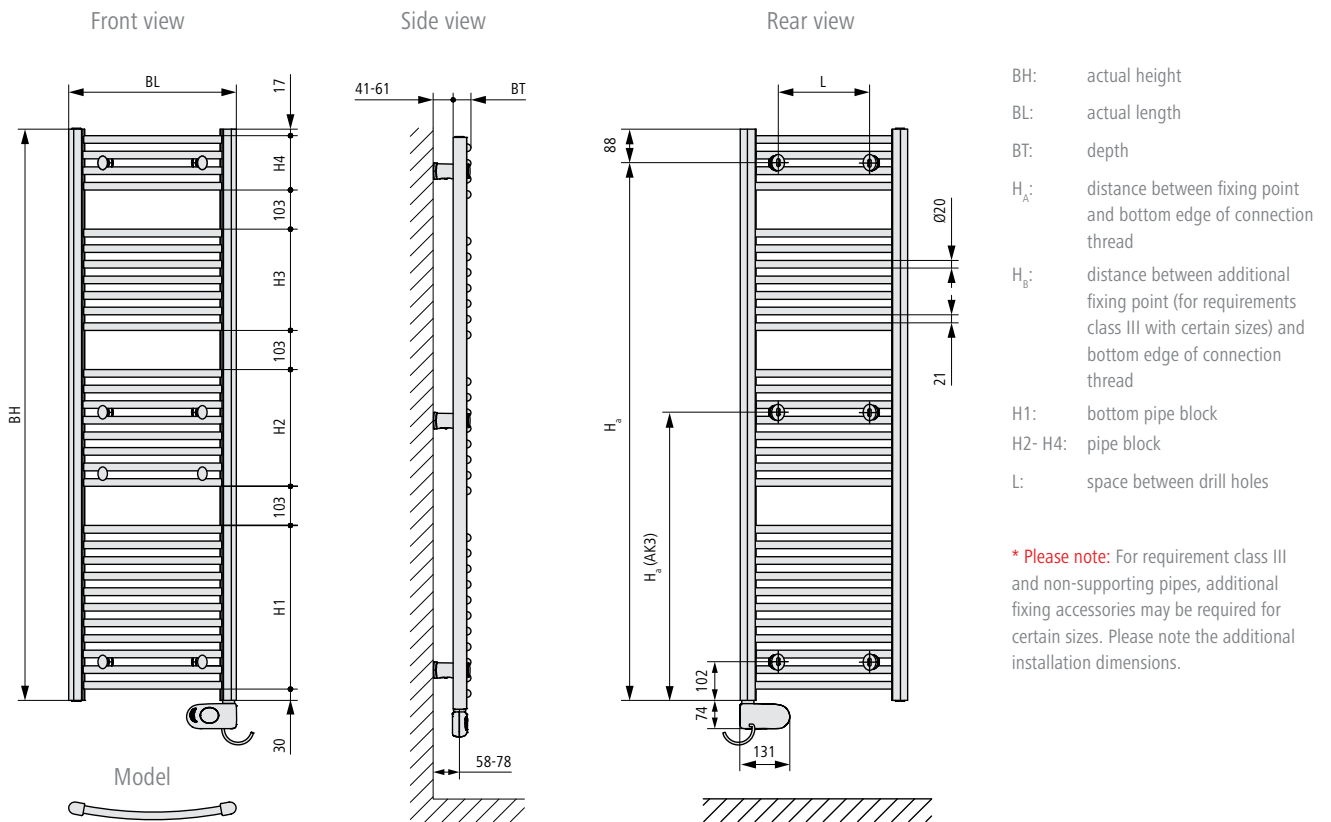
B20-R E 1502 x 740 mm in chrome

Product code: LRE10150075 Z 8XK

B20-R E curved

Technical information – Hot water operation

Dimensions B20-S E



The position of the radiator should be adapted to the individual room setting according to what looks best.

BH mm	BL mm	BT mm	H _A mm	H _B mm	L mm	H1 mm	H2 mm	H3 mm	H4 mm	Weight kg
764	390	39	676	–	190	471	143	–	–	7,7
764	440	47	676	–	240	471	143	–	–	8,2
764	490	50	676	–	290	471	143	–	–	8,8
764	540	55	676	–	340	471	143	–	–	9,4
764	590	55	676	–	390	471	143	–	–	9,9
764	740	65	676	389	540	471	143	–	–	11,7
764	890	68	676	389	690	471	143	–	–	13,5
1174	390	39	1086	–	190	430	348	143	–	11,5
1174	440	47	1086	–	240	430	348	143	–	12,4
1174	490	50	1086	–	290	430	348	143	–	13,3
1174	540	55	1086	–	340	430	348	143	–	14,2
1174	590	55	1086	–	390	430	348	143	–	15,0
1174	740	65	1086	635	540	430	348	143	–	17,5
1174	890	68	1086	635	690	430	348	143	–	20,1
1502	390	39	1414	–	190	430	307	266	143	14,5
1502	440	47	1414	–	240	430	307	266	143	15,6
1502	490	50	1414	–	290	430	307	266	143	16,7
1502	540	55	1414	–	340	430	307	266	143	17,7
1502	590	55	1414	–	390	430	307	266	143	18,8
1502	740	65	1414	758	540	430	307	266	143	22,0
1502	890	68	1414	758	690	430	307	266	143	25,3
1789	390	39	1701	–	190	389	348	348	348	17,5
1789	440	47	1701	–	240	389	348	348	348	18,9
1789	490	50	1701	–	290	389	348	348	348	20,2
1789	540	55	1701	–	340	389	348	348	348	21,5
1789	590	55	1701	–	390	389	348	348	348	22,8
1789	740	65	1701	799	540	389	348	348	348	26,9
1789	890	68	1701	799	690	389	348	348	348	30,9



Please note:

VDE 0100 part 701 must be observed during installation! During installation, a residual current operated circuit-breaker with trigger limit less than or equal to 30 mA must be provided on-site.

- Connections: The electric heating rod is pre-installed at the bottom in the manifold pipe
Protection type IPX4
- Test pressure: 13 bar

- Operating conditions: The B20-R E model is operated as an all-electric radiator.
The electric heating rod is connected to 230 V 50 Hz AC.

Electric heating rod with controller









Comprising a heating rod with a room thermostat for installation in the right vertical manifold pipe.





Electric heating rod with controller in white and chrome

B20-S, B20-S M, B20-S E, B20-R, B20-R M, B20-R E

Accessories



Designation Figure	Description	Product code	Delivery quantity	Quantity unit	Price / quantity unit EUR excl. VAT	
Cleaning brush						
	Cleaning brush, three-piece	ZK0013 0002	1	piece	56.38 / piece	
T-piece						
	For B20-S, B20-R. For connecting the electric heating rod in heating flow or return.	Chrome-plated	ZT0056 0001	1	piece	22.27 / piece
Angle valve						
	For B20-S, B20-R. Surface chrome-plated					
	Angle valve for left connection. DN 15 1/2" (thermostatic sensor head on the right), M30 x 1.5	ZV0030 0003	1	piece	139.14 / piece	
	Angle valve for right connection. DN 15 1/2" (thermostatic sensor head on the left), M30 x 1.5	ZV0030 0004	1	piece	139.14 / piece	
Angled return fitting						
	For B20-S, B20-R. Surface chrome-plated					
	DN 15 1/2"	ZV0018 0002	1	piece	108.51 / piece	
Valve shut-off block set, angled						
	For B20-S M, B20-R M. For connection to radiators with G 1/2" (internal thread), incl. reducing pipe nipple 1/2" x 3/4". Connections to the pipe system 3/4" euro taper (external thread). Connection for thermostatic sensor head M30 x 1.5. Valve adjustable (delivery status: for two-pipe system, valve with highest presetting, incl. installation site protection). By setting the bypass spindle also suitable for one-pipe system! The integrated thermostatic valve is suitable for flowing from both sides (irrespective of the flow path).					
	Set comprising: 1 fitting with 50 mm hub distance between radiator and pipe system with integrated valve, 1 decorative cover, 2 pipe reducing nipple.					
	Attention: Note the flow direction in the radiator.					
	Cover white	ZV0041 0001	1	piece	67.52 / piece	
	Cover chrome	ZV0041 0002	1	piece	101.92 / piece	
	Cover with stainless steel appearance	ZV0041 0003	1	piece	112.35 / piece	

Accessories

Designation Figure	Description	Product code	Delivery quantity	Quantity unit	Price / quantity unit EUR excl. VAT
Valve shut-off block, straight					
	<p>For B20-S M, B20-R M. For connection to radiators with G 1/2" (internal thread), incl. reducing pipe nipple 1/2" x 3/4". Connections to the pipe system 3/4" euro taper (external thread). Connection for thermostatic sensor head M30 x 1.5. Valve adjustable (delivery status: for two-pipe system, valve with highest presetting, incl. installation site protection). By setting the bypass spindle also suitable for one-pipe system! The integrated thermostatic valve is suitable for flowing from both sides (irrespective of the flow path).</p> <p>Set comprising: 1 fitting with 50 mm hub distance between radiator and pipe system with integrated valve, 1 decorative cover, 2 pipe reducing nipple.</p> <p>Attention: Note the flow direction in the radiator.</p>				
	Cover white	ZV0040 0001	1	piece	67.52 / piece
	Cover chrome	ZV0040 0002	1	piece	101.92 / piece
	Cover with stainless steel appearance	ZV0040 0003	1	piece	112.35 / piece
Thermostatic sensor head					
	White	ZV0038 0003	1	piece	22.94 / piece
	Chrome	ZV0038 0001	1	piece	27.12 / piece
	Stainless steel appearance	ZV0038 0002	1	piece	34.98 / piece

B20-S, B20-S M, B20-S E, B20-R, B20-R M, B20-R E

Spare parts

Designation Figure	Description	Product code	Delivery quantity	Quantity unit	Price / quantity unit EUR excl. VAT
Fixing set					
	For B20-S, B20-S M, B20-S E.				
	Set comprising: 4 wall mounts, 4 sliding pieces, 4 retaining flaps, 4 caps, 1 air vent plugs, fixing material.				
	Suitable for requirement classes I and II.				
	Visible parts white	ZB0185 0001	1	piece	29.70 / piece
	Visible parts chrome	ZB0185 0002	1	piece	44.54 / piece
Fixing set					
	For B20-R, B20-R M, B20-R E.				
	Set comprising: 4 wall mounts, 4 sliding pieces, 4 retaining flaps, 4 caps, 1 air vent plugs, fixing material.				
	Suitable for requirement classes I and II.				
	Visible parts white	ZB0186 0001	1	piece	29.70 / piece
	Visible parts chrome	ZB0186 0002	1	piece	44.54 / piece



x-change
heat pump



x-buffer
heat storage



x-center
control



x-net panel heating/
cooling



therm-x2
steel panel radiators



x-well
residential ventilation



Design radiators



Heating panel



Convector



Kermi Decor



Wet floor system



Shower enclosure

Healthy, comfortable heat and unlimited showering comfort with the comprehensive Kermi thermal comfort and shower design ranges.

You can find additional information on www.kermi.com



Thermal comfort | Shower design

Kermi GmbH
Pankofen-Bahnhof 1
D-94447 Plattling
GERMANY

Tel. +49 9931 501-0
Fax +49 9931 3075
www.kermi.com
info@kermi.com

A company of Arbonia Group
ARBONIA 